



Lenovo ThinkSystem SR530 Server (Xeon SP Gen 2) Product Guide

Lenovo ThinkSystem SR530 is an ideal 2-socket 1U rack server for small businesses up to large enterprises that need industry-leading reliability, management, and security, as well as cost-optimized performance and flexibility for future growth. Designed to handle a wide range of workloads, such as IT infrastructure, collaboration, and entry cloud, it can be the foundation of your online business.

Featuring the second generation of the Intel Xeon Processor Scalable Family (Xeon SP Gen 2), the SR530 server offers a balance of performance, capacity and value. The SR530 server supports up to two processors, up to 768 GB of 2933 MHz TruDDR4 memory, 8x 2.5-inch or 4x 3.5-inch drive bays with an extensive choice of SAS/SATA SSDs and SAS/SATA HDDs, and flexible I/O expansion options with a LOM slot and up to 3x PCIe slots.

The SR530 server offers basic software RAID or advanced hardware RAID protection and a wide range of networking options, including embedded LOM, selectable LOM, ML2, and PCIe network adapters. The next-generation Lenovo XClarity Controller, which is built into the SR530 server, provides advanced service processor control, monitoring, and alerting functions.

The following figure shows the Lenovo ThinkSystem SR530.



Figure 1. Lenovo ThinkSystem SR530

Did you know?

The SR530 server delivers impressive compute power per watt, featuring 80 PLUS Titanium and Platinum redundant power supplies that can deliver 96% (Titanium) or 94% (Platinum) efficiency at 50% load when connected to a 200 - 240 V AC power source.

The SR530 server is designed to meet ASHRAE A4 standards (up to 45 °C [113 °F]) in select configurations, which enable customers to lower energy costs, while still maintaining world-class reliability.

Key features

The SR530 server offers a balance of processing power, expandability, and cost for small and medium businesses up to the large enterprise. Ease of use and comprehensive systems management tools help make deployment easier and efficient design improves your business environment and helps save operational costs.

Scalability and performance

The SR530 server offers numerous features to boost performance, improve scalability, and reduce costs:

- Improves productivity by offering superior system performance with the second generation of the Intel Xeon Processor Scalable Family with up to 22-core processors, up to 30.25 MB of last level cache (LLC), up to 2933 MHz memory speeds, and up to 10.4 GT/s Ultra Path Interconnect (UPI) links.
 - Support for up to two processors, 44 cores, and 88 threads allows to maximize the concurrent execution of multithreaded applications.
 - Intelligent and adaptive system performance with energy efficient Intel Turbo Boost 2.0 Technology allows CPU cores to run at maximum speeds during peak workloads by temporarily going beyond processor thermal design power (TDP).
 - Intel Hyper-Threading Technology boosts performance for multithreaded applications by enabling simultaneous multithreading within each processor core, up to two threads per core.
 - Intel Virtualization Technology integrates hardware-level virtualization hooks that allow operating system vendors to better utilize the hardware for virtualization workloads.
 - Intel Speed Select Technology provides improvements in server utilization and guaranteed per-core performance service levels with more granular control over processor performance.
 - Intel Deep Learning Boost (Vector Neural Network Instruction set [VNNI]) is designed to deliver significant, more efficient Deep Learning (Inference) acceleration for high-performance Artificial Intelligence (AI) workloads.
 - Intel Advanced Vector Extensions 512 (AVX-512) enable acceleration of enterprise-class and high performance computing (HPC) workloads.
- Helps maximize system performance for data intensive applications with up to 2933 MHz memory speeds and up to 768 GB of memory capacity.
- Offers flexible and scalable internal storage in a 1U rack form factor with up to 8x 2.5-inch drives for performance-optimized configurations or up to 4x 3.5-inch drives for capacity-optimized configurations, providing a wide selection of SAS/SATA HDDs/SSDs.
- Provides I/O scalability with a LOM slot and up to three PCI Express (PCIe) 3.0 I/O expansion slots in a 1U rack form factor.
- Reduces I/O latency and increases overall system performance with Intel Integrated I/O Technology that embeds the PCI Express 3.0 controller into the Intel Xeon Processor Scalable Family.

Availability and serviceability

The SR530 server provides many features to simplify serviceability and increase system uptime:

- Offers protection in the event of a non-correctable memory failure with Single Device Data Correction (SDDC, also known as Chipkill, requires x4-based DIMMs), Adaptive Double Device Data Correction (ADDDC, also known as Redundant Bit Steering [RBS], requires x4-based DIMMs and Intel Xeon Gold or Platinum processors), memory mirroring, and memory rank sparing.
- Provides easy access to upgrades and serviceable parts (such as processors, memory DIMMs, and adapter cards) with tool-less cover removal.
- Offers affordable data protection with software RAID and Simple Swap drives and advanced hardware RAID data redundancy with hot-swap drives.
- Provides availability for applications with redundant hot-swap power supplies and redundant non-hot-swap fans.
- Speeds up troubleshooting tasks to reduce service time with diagnostics built into the XClarity Provisioning Manager.

- Allows preventive actions in advance of possible failure, thereby increasing server uptime and application availability with Proactive Platform Alerts (including PFA and SMART alerts) for processors, voltage regulators, memory, internal storage (SAS/SATA HDDs and SSDs, M.2 storage), fans, power supplies, RAID controllers, and server ambient and sub-component temperatures.
- Continuously monitors system parameters, triggers alerts, and performs recovery actions in case of failure to minimize downtime with Built-in XClarity Controller (XCC).
- Provides quick access to system status, firmware, network, health, and alerts information via Virtual Operator Panel from the XClarity Mobile App running on the Android or iOS mobile device that is connected to the front USB port with XClarity Controller access.

Manageability and security

Powerful systems management features simplify local and remote management of the SR530 server and deliver enterprise-class data protection:

- Provides advanced service processor control, monitoring, and alerting functions with XClarity Controller, a next generation service processor.
- Improves Unified Extensible Firmware Interface (UEFI) system setup, configuration, updates, simplified error handling, and operating system deployment with the embedded XClarity Provisioning Manager.
- Offers XClarity Essentials software tools that can help you set up, use, and maintain the server.
- Increases uptime, reduces costs, and improves productivity through advanced server management capabilities with Lenovo XClarity Administrator that provides comprehensive hardware management.
- Provides on-the-go monitoring and management of devices in XClarity Administrator from anywhere with the Lenovo XClarity mobile app, which can help improve efficiency and reduce downtime risks.
- Centralizes infrastructure resource management with Lenovo XClarity Integrators for VMware vCenter and Microsoft System Center, extending XClarity Administrator features to virtualization management software tools and enabling users to deploy and manage infrastructure end-to-end.
- Offers advanced cryptographic functionality (such as digital signatures and remote attestation) with an integrated Trusted Platform Module (TPM) or optional Trusted Cryptographic Module (TCM) or Nationz TPM (available only in PRC).
- Keeps user data safe with Lenovo Business Vantage, a security software tool suite designed to work with the Trusted Cryptographic Module (available only in PRC).
- Offers enterprise-class data protection with advanced RAID and optional self-encrypting drives.
- Provides faster, stronger encryption with industry-standard AES NI support.
- Helps prevent certain classes of malicious buffer overflow attacks with Intel Execute Disable Bit functionality, when combined with a supporting operating system.
- Enhances security through hardware-based resistance to malicious software attacks with Intel Trusted Execution Technology, allowing an application to run in its own isolated space, protected from all other software running on a system.

Energy efficiency

The SR530 server offers the following energy-efficiency features to save energy, reduce operational costs, increase energy availability, and contribute to the green environment:

- Delivers impressive compute power per watt, featuring 80 PLUS Titanium and Platinum redundant power supplies.
- Enables customers to lower energy costs with design to meet ASHRAE A4 standards in select configurations.
- Reduces power drawn with Intel Intelligent Power Capability that powers individual processor elements on and off as needed.
- Helps reduce power consumption with variable speed fans.
- Helps achieve lower heat output and reduced cooling needs with Lenovo XClarity Energy Manager that provides advanced data center power notification, analysis, and policy-based management.

Components and connectors

The following figure shows the front of the SR530 server with four 3.5-inch drive bays.

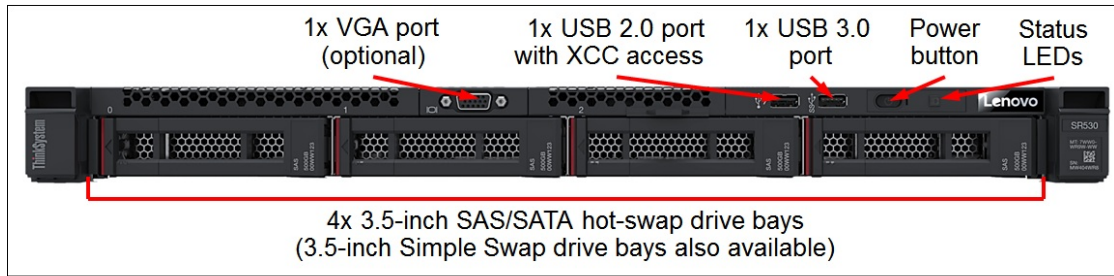


Figure 2. Front view of the SR530: 4x 3.5-inch drive bays

The following figure shows the front of the SR530 server with eight 2.5-inch drive bays.




Figure 3. Front view of the SR530: 8x 2.5-inch drive bays

The front of the SR530 server includes the following components:

- Up to 8x 2.5-inch or 4x 3.5-inch hot-swap drive bays, or 4x 3.5-inch Simple Swap drive bays.
- One VGA port (optional).
- One USB 3.0 port.
- One USB 2.0 port with XClarity Controller access.
- Power button.
- Status LEDs.

The following figure shows the rear of the SR530 server with three PCIe low profile slots.

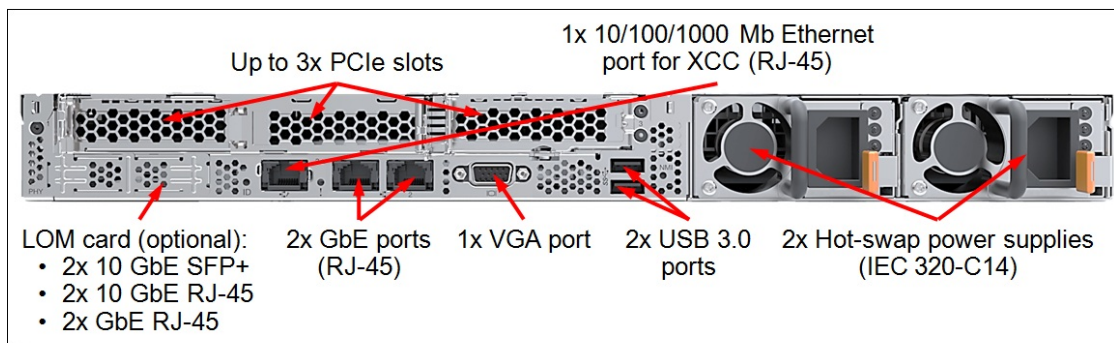


Figure 4. Rear view of the SR530

The rear of the SR530 server includes the following components:

- Up to three PCIe expansion slots (depending on the riser cards selected).
- One LOM card slot.
- One 1 GbE port for XClarity Controller.
- One VGA port.
- Two USB 3.0 ports.
- Up to two hot-swap power supplies.

The following figure shows the locations of key components inside the SR530 server.




Figure 5. Internal view of the SR530

The following key components are located inside the SR530 server:

- Up to two processors.
- 12 DIMM slots (6 DIMM slots per processor).
- Drive backplanes.
- One M.2 module connector.
- One LOM card connector.
- Two slots for PCIe riser cards.
- One TCM connector.
- Four (one processor) or six (two processors) non-hot-swap system fans.

System specifications

The following table lists the system specifications for the SR530 server.

Table 1. SR530 system specifications

| Attribute | Specification |
|-------------|---|
| Form factor | 1U rack-mount. |
| Processor | Up to two Intel Xeon Gen 2 Bronze, Silver, Gold, or Platinum processors: <ul style="list-style-type: none"> • Up to 22 cores (1.9 GHz core speeds) • Up to 3.8 GHz core speeds (4 cores) • Two UPI links up to 10.4 GT/s each • Up to 30.25 MB cache • Up to 2933 MHz memory speed |
| Chipset | Intel C622. |

| Attribute | Specification |
|---------------------------|---|
| Memory | Up to 12 DIMM sockets (6 DIMMs per processor; six memory channels per processor with one DIMM per channel) with support for the following TruDDR4 RDIMM types and capacities: <ul style="list-style-type: none"> • 8 GB, 16 GB, 32 GB, and 64 GB 2933 MHz. • 16 GB and 32 GB 2666 MHz. |
| Memory protection | Error correction code (ECC), SDDC (for x4-based memory DIMMs), ADDDC (for x4-based memory DIMMs, requires Intel Xeon Gold or Platinum processors), memory mirroring, memory rank sparing, patrol scrubbing, and demand scrubbing. |
| Memory capacity | Up to 768 GB with 12x 64 GB RDIMMs (Up to 384 GB per processor). |
| Drive bays | <ul style="list-style-type: none"> • 4 LFF SATA Simple Swap drive bays • 4 LFF SAS/SATA hot-swap drive bays • 8 SFF SAS/SATA hot-swap drive bays |
| Drive types | <p>3.5-inch non-hot-swap drives:</p> <ul style="list-style-type: none"> • 6 Gbps NL SATA HDDs up to 10 TB • 6 Gbps SATA SSDs up to 480 GB (2.5" SSD in a 3.5" tray) <p>3.5-inch hot-swap drives:</p> <ul style="list-style-type: none"> • 12 Gbps SAS HDDs up to 900 GB (2.5" HDD in a 3.5" tray) • 12 Gbps NL SAS HDDs up to 16 TB • 12 Gbps NL SAS HDD SEDs up to 4 TB • 12 Gbps SAS SSDs up to 7.68 TB • 6 Gbps NL SATA HDDs up to 16 TB • 6 Gbps SATA SSDs up to 7.68 TB (2.5" SSD in a 3.5" tray) <p>2.5-inch hot-swap drives:</p> <ul style="list-style-type: none"> • 12 Gbps SAS HDDs up to 2.4 TB • 12 Gbps Nearline (NL) SAS HDDs up to 2 TB • 12 Gbps SAS HDD SEDs up to 600 GB • 12 Gbps SAS SSDs up to 7.68 TB • 6 Gbps NL SATA HDDs up to 2 TB • 6 Gbps SATA SSDs up to 7.68 TB <p>Internal M.2 SSDs:</p> <ul style="list-style-type: none"> • 6 Gbps SATA up to 480 GB <p>Intermix of SAS/SATA HDDs/SSDs is supported within a system, but not within a RAID array.</p> |
| Internal storage capacity | <ul style="list-style-type: none"> • 3.5-inch models: Up to 64 TB with 4x 16 TB 3.5" SAS/SATA HDDs • 2.5-inch models: Up to 61.4 TB with 8x 7.68 TB 2.5" SAS/SATA SSDs |
| Storage controller | <p>6 Gbps SATA</p> <ul style="list-style-type: none"> • Non-RAID: Onboard SATA AHCI • RAID 0/1/10/5: Onboard SATA RAID (Intel RSTe) <p>12 Gbps SAS/6 Gbps SATA RAID</p> <ul style="list-style-type: none"> • RAID 0/1/10/5/50: <ul style="list-style-type: none"> ◦ RAID 530-8i ◦ RAID 730-8i 1GB Cache • RAID 0/1/10/5/50/6/60: <ul style="list-style-type: none"> ◦ RAID 730-8i 2GB Flash ◦ RAID 930-8i 2GB Flash ◦ RAID 930-16i 4GB or 8GB Flash <p>12 Gbps SAS/6 Gbps SATA non-RAID: 430-8i HBA</p> |
| Optical drive bays | None. Support for an external USB DVD RW Optical Disk Drive (See Optical drives). |

| Attribute | Specification |
|---------------------|---|
| Network interfaces | <ul style="list-style-type: none"> • 2x Integrated 1 GbE RJ-45 ports (no 10/100 Mb support) • Onboard LOM slot for up to two additional 1/10 Gb Ethernet ports: <ul style="list-style-type: none"> ◦ 2x 1 GbE RJ-45 ports (no 10/100 Mb support) ◦ 2x 10 GbE RJ-45 ports (no 10/100 Mb support) ◦ 2x 10 GbE SFP+ ports (no 10/100 Mb support) • Optional Mezzanine LOM (ML2) slot for dual-port 10 GbE cards with SFP+ or RJ-45 connectors. • 1x RJ-45 10/100/1000 Mb Ethernet systems management port. |
| I/O expansion slots | <p>Up to three slots depending on the riser cards installed. The slots are as follows:</p> <ul style="list-style-type: none"> • Slot 1: PCIe 3.0 x8; low profile • Slot 2: PCIe 3.0 x16 or ML2 x8; low profile or full-height, half-length • Slot 3: PCIe 3.0 x8 or x16; low profile <p>PCIe x16 slot 3 requires the second processor to be installed.</p> |
| Ports | <ul style="list-style-type: none"> • Front: 1x USB 2.0 port with XClarity Controller access and 1x USB 3.0 port; optional 1x VGA port. • Rear: 2x USB 3.0 ports and 1x VGA port; optional 1x DB-9 serial port. |
| Cooling | Four (one processor) or six (two processors) non-hot-swap system fans with N+1 redundancy. |
| Power supply | Up to two redundant hot-swap 550 W or 750 W (100 - 240 V) High Efficiency Platinum or 750 W (200 - 240 V) High Efficiency Titanium AC power supplies. HVDC support (PRC only). |
| Video | Matrox G200 with 16 MB memory integrated into the XClarity Controller. Maximum resolution is 1920x1200 at 60 Hz with 32 bits per pixel. |
| Hot-swap parts | Drives (select models) and power supplies. |
| Systems management | XClarity Controller (XCC) Standard, Advanced, or Enterprise (Pilot 4 chip), proactive platform alerts, XClarity Provisioning Manager, XClarity Essentials, XClarity Administrator, XClarity Integrators for VMware vCenter and Microsoft System Center, XClarity Energy Manager, Capacity Planner. |
| Security features | Power-on password, administrator's password, secure firmware updates, Trusted Platform Module (TPM) 1.2 or 2.0 (configurable UEFI setting). Optional lockable front bezel. Optional Trusted Cryptographic Module (TCM) or Nationz TPM (available only in PRC). Optional Lenovo Business Vantage security software (available only in PRC). |
| Operating systems | Microsoft Windows Server 2016 and 2019; Red Hat Enterprise Linux (RHEL) 7 and 8; SUSE Linux Enterprise Server (SLES) 12 and 15; VMware vSphere (ESXi) 6.5 and 6.7. |
| Warranty | One-year (7X07) or three-year (7X08) customer-replaceable unit (CRU) and onsite limited warranty with 9x5 Next Business Day Parts Delivered. |
| Service and support | Optional service upgrades are available through Lenovo Services: 2-hour or 4-hour response time, 6-hour or 24-hour committed service repair, warranty extension up to 5 years, 1-year or 2-year post-warranty extensions, YourDrive Your Data, Enterprise Software Support, and Basic Hardware Installation Services. |
| Dimensions | Height: 43 mm (1.7 in), width: 434 mm (17.1 in), depth: 715 mm (28.1 in) |
| Weight | Minimum configuration: 10.2 kg (22.5 lb), maximum: 16 kg (35.3 lb) |

Models

ThinkSystem SR530 server models can be configured by using the Lenovo Data Center Solution Configurator (DCSC):

<http://dcsc.lenovo.com>

ThinkSystem SR530 server models are region-specific; that is, each region may define their own server models, and not all server models are available in every region. For a complete list of the SR530 models, contact a Lenovo or Lenovo Business Partner representative in your region. Information on the SR530 models is also available on the PSREF website:

http://psref.lenovo.com/Product/ThinkSystem/ThinkSystem_SR530

Configure-to-order (CTO) models can also be created for factory-integrated server customization. The following table lists the base CTO models of the ThinkSystem SR530 server.

Table 2. Base CTO models

| Description | Machine Type/Model |
|----------------------------------|--------------------|
| ThinkSystem SR530 - 3yr Warranty | 7X08CTO1WW |
| ThinkSystem SR530 - 1yr Warranty | 7X07CTO1WW |

The following table lists the base chassis for CTO models of the SR530 server.

Table 3. Base chassis for CTO models

| Description | Feature code |
|--|--------------|
| ThinkSystem SR530 3.5" Chassis with 4 Bays | AV0T |
| ThinkSystem SR530 2.5" Chassis with 8 Bays | AV0S |

All models of the SR530 server are shipped with the following items:

- *Rack Installation Guide*
- *Electronic Publications Flyer*

Models table conventions: The model tables shown in this section use the following conventions:

- XClarity Controller: "S" = Standard, "A" = Advanced, "E" = Enterprise.
- Front VGA port: "Y" = Included; "N" = Not included, optional.
- Tool-less Rail Kit: "Y" = Included; "N" = Not included, optional.
- Cable Management Arm (CMA): "Y" = Included; "N" = Not included, optional.
- Power cord:
 - "R1" = 1.5 m C13-C14 rack power cable.
 - "R2" = 2.8 m C13-C14 rack power cable.
 - "L2" = 2.8 m line cord.
 - "N" = Not included; see [Power supplies and cables](#) for the ordering information.

The following tables list the models of the SR530 server for the following regions:

- [North America](#)
- [Brazil](#)
- [Latin America \(except Brazil\)](#)
- [Europe, Middle East, and Africa \(EMEA\)](#)
- [India](#)
- [Hong Kong, Taiwan, Korea](#)
- [Japan](#)
- [Association of Southeast Asian Nations \(ASEAN\)](#)
- [Australia and New Zealand](#)

Table 4. SR530 server models: North America

| Model number | Intel Xeon processor* (2 max) | Memory DIMM (12 max) | Storage controller | Drive bays (std / max) | Drives | Eth. LOM | I/O slots (3 max)^ | Power supply (2 max) | XClarity Controller | Front VGA port | Tool-less Rail Kit | CMA | Power cord |
|----------------------------------|-------------------------------|----------------------|--------------------|------------------------|----------|-----------|------------------------------|----------------------|---------------------|----------------|--------------------|-----|------------|
| TopSeller models - North America | | | | | | | | | | | | | |
| 7X08A0A3NA | 1x 4208 8C 85W 2.1GHz | 1x 16GB (x8) 2666MHz | 1x RAID 530-8i | 4 / 4 HS LFF | Open bay | Open slot | 1x PCIe x8 1x PCIe x16 LP | 1x 750W Platinum | S | Y | Y | N | R2 |
| 7X08A09SNA | 1x 4210 10C 85W 2.2GHz | 1x 16GB (x4) 2666MHz | 1x RAID 530-8i | 4 / 4 HS LFF | Open bay | Open slot | 1x PCIe x8 1x PCIe x16 LP | 1x 750W Platinum | E | Y | Y | N | R2 |
| 7X08A09QNA | 1x 4214 12C 85W 2.2GHz | 1x 16GB (x4) 2666MHz | 1x RAID 530-8i | 4 / 4 HS LFF | Open bay | Open slot | 1x PCIe x8 1x PCIe x16 LP | 1x 750W Platinum | E | Y | Y | N | R2 |
| 7X08A09RNA | 1x 4216 16C 100W 2.1GHz | 1x 32GB (x4) 2666MHz | 1x RAID 530-8i | 4 / 4 HS LFF | Open bay | Open slot | 1x PCIe x8 1x PCIe x16 LP | 1x 750W Platinum | E | Y | Y | N | R2 |

* Processor details: Processor quantity and model, cores, thermal design power (TDP), and core speed.

^ The server supports up to three I/O slots on the riser cards. An internal PCIe storage controller occupies the PCIe slot 1. The onboard SATA RAID controller does not consume a PCIe slot.

Table 5. SR530 server models: Brazil

| Model number | Intel Xeon processor* (2 max) | Memory DIMM (12 max) | Storage controller | Drive bays (std / max) | Drives | Eth. LOM | I/O slots (3 max)^ | Power supply (2 max) | XClarity Controller | Front VGA port | Tool-less Rail Kit | CMA | Power cord |
|------------------------------|-------------------------------|----------------------|--------------------|------------------------|----------|--------------|------------------------------|----------------------|---------------------|----------------|--------------------|-----|------------|
| Relationship models - Brazil | | | | | | | | | | | | | |
| 7X08A0A1BR | 1x 4208 8C 85W 2.1GHz | 1x 32GB (x4) 2666MHz | 1x RAID 730-8i 2GB | 8 / 8 HS SFF | Open bay | 2x 1Gb RJ-45 | 1x PCIe x8 1x PCIe x16 FH | 1x 550W | S | N | Y | N | L2 |
| TopSeller models - Brazil | | | | | | | | | | | | | |
| 7X08100QBR | 1x 3204 6C 85W 1.9GHz | 1x 16GB (x8) 2666MHz | 1x SATA AHCI | 4 / 4 SS LFF | Open bay | 2x 1Gb RJ-45 | 1x PCIe x8 1x PCIe x16 LP | 1x 550W | S | N | Y | N | R2 |
| 7X08A0A2BR | 1x 3204 6C 85W 1.9GHz | 1x 16GB (x8) 2666MHz | 1x RAID 530-8i | 4 / 4 HS LFF | Open bay | 2x 1Gb RJ-45 | 1x PCIe x8 1x PCIe x16 FH | 1x 550W | S | N | Y | N | L2 |
| 7X08A09YBR | 1x 3204 6C 85W 1.9GHz | 1x 16GB (x4) 2933MHz | 1x RAID 530-8i | 4 / 4 HS LFF | Open bay | 2x 1Gb RJ-45 | 1x PCIe x8 1x PCIe x16 FH | 1x 550W | S | Y | Y | N | R2 |
| 7X08A09ZBR | 1x 4208 8C 85W 2.1GHz | 1x 16GB (x4) 2933MHz | 1x RAID 530-8i | 4 / 4 HS LFF | Open bay | 2x 1Gb RJ-45 | 1x PCIe x8 1x PCIe x16 FH | 1x 550W | S | Y | Y | N | R2 |

* Processor details: Processor quantity and model, cores, thermal design power (TDP), and core speed.

^ The server supports up to three I/O slots on the riser cards. An internal PCIe storage controller occupies the PCIe slot 1. The onboard SATA RAID controller does not consume a PCIe slot.

Table 6. SR530 server models: Latin America (except Brazil)

| Model number | Intel Xeon processor* (2 max) | Memory DIMM (12 max) | Storage controller | Drive bays (std / max) | Drives | Eth. LOM | I/O slots (3 max)^ | Power supply (2 max) | XClarity Controller | Front VGA port | Tool-less Rail Kit | CMA | Power cord |
|--|-------------------------------|-------------------------|--------------------|------------------------|----------|-----------------|------------------------------|----------------------|---------------------|----------------|--------------------|-----|------------|
| TopSeller models - Latin America (except Brazil) | | | | | | | | | | | | | |
| 7X08A09WLA | 1x 3204 6C 85W 1.9GHz | 1x 16GB (x4) 2933MHz | 1x RAID 530-8i | 4 / 4 HS LFF | Open bay | 2x 1Gb RJ-45 | 1x PCIe x8 1x PCIe x16 FH | 1x 550W | S | Y | Y | N | R2 |
| 7X08A09XLA | 1x 4208 8C 85W 2.1GHz | 1x 16GB (x4) 2933MHz | 1x RAID 530-8i | 4 / 4 HS LFF | Open bay | 2x 1Gb RJ-45 | 1x PCIe x8 1x PCIe x16 FH | 1x 550W | S | Y | Y | N | R2 |

* Processor details: Processor quantity and model, cores, thermal design power (TDP), and core speed.

^ The server supports up to three I/O slots on the riser cards. An internal PCIe storage controller occupies the PCIe slot 1. The onboard SATA RAID controller does not consume a PCIe slot.

Table 7. SR530 server models: EMEA

| Model number | Intel Xeon processor* (2 max) | Memory DIMM (12 max) | Storage controller | Drive bays (std / max) | Drives | Eth. LOM | I/O slots (3 max)^ | Power supply (2 max) | XClarity Controller | Front VGA port | Tool-less Rail Kit | CMA | Power cord |
|----------------------------|-------------------------------|-------------------------|-----------------------|------------------------|----------|-----------|------------------------------|----------------------|---------------------|----------------|--------------------|-----|------------|
| Relationship models - EMEA | | | | | | | | | | | | | |
| 7X08A074EA | 1x 3204 6C 85W 1.9GHz | 1x 16GB (x8) 2666MHz | 1x SATA RAID | 4 / 4 SS LFF | Open bay | Open slot | None | 1x 550W | S | N | Y | N | R2 |
| 7X08A072EA | 1x 3204 6C 85W 1.9GHz | 1x 16GB (x8) 2666MHz | 1x RAID 530-8i | 4 / 4 HS LFF | Open bay | Open slot | 1x PCIe x8 1x PCIe x16 LP | 1x 550W | S | N | Y | N | R2 |
| 7X08A07AEA | 1x 3204 6C 85W 1.9GHz | 1x 16GB (x8) 2666MHz | 1x RAID 530-8i | 8 / 8 HS SFF | Open bay | Open slot | 1x PCIe x8 1x PCIe x16 LP | 1x 550W | A | N | Y | N | R2 |
| 7X08A075EA | 1x 4208 8C 85W 2.1GHz | 1x 16GB (x8) 2666MHz | 1x RAID 530-8i | 8 / 8 HS SFF | Open bay | Open slot | 1x PCIe x8 1x PCIe x16 LP | 1x 750W Platinum | A | N | Y | N | R2 |
| 7X08A078EA | 1x 4210 10C 85W 2.2GHz | 1x 16GB (x8) 2666MHz | 1x RAID 530-8i | 8 / 8 HS SFF | Open bay | Open slot | 1x PCIe x8 1x PCIe x16 LP | 1x 750W Platinum | A | N | Y | N | R2 |
| 7X08A06WEA | 1x 4210 10C 85W 2.2GHz | 1x 16GB (x8) 2666MHz | 1x RAID 930-8i 2GB | 4 / 4 HS LFF | Open bay | Open slot | 1x PCIe x8 1x PCIe x16 LP | 1x 550W | S | N | Y | N | R2 |
| 7X08A07FEA | 1x 4210 10C 85W 2.2GHz | 1x 16GB (x8) 2666MHz | 1x RAID 930-8i 2GB | 8 / 8 HS SFF | Open bay | Open slot | 1x PCIe x8 1x PCIe x16 LP | 1x 750W Platinum | A | N | Y | N | R2 |
| 7X08A07CEA | 1x 4214 12C 85W 2.2GHz | 1x 16GB (x8) 2666MHz | 1x RAID 930-8i 2GB | 8 / 8 HS SFF | Open bay | Open slot | 1x PCIe x8 1x PCIe x16 LP | 1x 750W Platinum | A | N | Y | N | R2 |
| 7X08A070EA | 1x 4216 16C 100W 2.1GHz | 1x 16GB (x8) 2666MHz | 1x RAID 930-8i 2GB | 8 / 8 HS SFF | Open bay | Open slot | 1x PCIe x8 1x PCIe x16 LP | 1x 750W Platinum | A | N | Y | N | R2 |

* Processor details: Processor quantity and model, cores, thermal design power (TDP), and core speed.

^ The server supports up to three I/O slots on the riser cards. An internal PCIe storage controller occupies the PCIe slot 1. The onboard SATA RAID controller does not consume a PCIe slot.

Table 8. SR530 server models: India

| Model number | Intel Xeon processor* (2 max) | Memory DIMM (12 max) | Storage controller | Drive bays (std / max) | Drives | Eth. LOM | I/O slots (3 max)^ | Power supply (2 max) | XClarity Controller | Front VGA port | Tool-less Rail Kit | CMA | Power cord |
|-----------------------------|-------------------------------|------------------------|--------------------|------------------------|-------------|--------------|------------------------------|----------------------|---------------------|----------------|--------------------|-----|------------|
| Relationship models - India | | | | | | | | | | | | | |
| 7X08A08TSG | 1x 3204 6C 85W 1.9GHz | 1x 8GB (x8) 2933MHz | 1x RAID 530-8i | 4 / 4 HS LFF | Open bay | Open slot | 1x PCIe x8 1x PCIe x16 LP | 1x 750W Platinum | S | N | N | N | R2 |
| 7X08A07USG | 1x 3204 6C 85W 1.9GHz | 1x 8GB (x8) 2933MHz | 1x RAID 530-8i | 8 / 8 HS SFF | Open bay | Open slot | 1x PCIe x8 1x PCIe x16 LP | 1x 750W Platinum | S | N | N | N | R2 |
| 7X08A07WSG | 1x 4208 8C 85W 2.1GHz | 1x 8GB (x8) 2933MHz | 1x RAID 530-8i | 4 / 4 HS LFF | Open bay | Open slot | 1x PCIe x8 1x PCIe x16 LP | 1x 750W Platinum | S | N | N | N | R2 |
| 7X08A084SG | 1x 4208 8C 85W 2.1GHz | 1x 8GB (x8) 2933MHz | 1x RAID 530-8i | 8 / 8 HS SFF | Open bay | Open slot | 1x PCIe x8 1x PCIe x16 LP | 1x 750W Platinum | S | N | N | N | R2 |
| 7X08A07YSG | 1x 4210 10C 85W 2.2GHz | 1x 8GB (x8) 2933MHz | 1x RAID 530-8i | 4 / 4 HS LFF | Open bay | Open slot | 1x PCIe x8 1x PCIe x16 LP | 1x 750W Platinum | S | N | N | N | R2 |
| 7X08A079SG | 1x 4210 10C 85W 2.2GHz | 1x 8GB (x8) 2933MHz | 1x RAID 530-8i | 8 / 8 HS SFF | Open bay | Open slot | 1x PCIe x8 1x PCIe x16 LP | 1x 750W Platinum | S | N | N | N | R2 |
| 7X08A06VSG | 1x 4214 12C 85W 2.2GHz | 1x 8GB (x8) 2933MHz | 1x RAID 530-8i | 4 / 4 HS LFF | Open bay | Open slot | 1x PCIe x8 1x PCIe x16 LP | 1x 750W Platinum | S | N | N | N | R2 |
| 7X08A07SSG | 1x 4214 12C 85W 2.2GHz | 1x 8GB (x8) 2933MHz | 1x RAID 530-8i | 8 / 8 HS SFF | Open bay | Open slot | 1x PCIe x8 1x PCIe x16 LP | 1x 750W Platinum | S | N | N | N | R2 |
| 7X08A07JSG | 1x 4215 8C 85W 2.5GHz | 1x 8GB (x8) 2933MHz | 1x RAID 530-8i | 4 / 4 HS LFF | Open bay | Open slot | 1x PCIe x8 1x PCIe x16 LP | 1x 750W Platinum | S | N | N | N | R2 |
| 7X08A09ASG | 1x 4215 8C 85W 2.5GHz | 1x 8GB (x8) 2933MHz | 1x RAID 530-8i | 8 / 8 HS SFF | Open bay | Open slot | 1x PCIe x8 1x PCIe x16 LP | 1x 750W Platinum | S | N | N | N | R2 |
| 7X08A08PSG | 1x 4216 16C 100W 2.1GHz | 1x 8GB (x8) 2933MHz | 1x RAID 530-8i | 4 / 4 HS LFF | Open bay | Open slot | 1x PCIe x8 1x PCIe x16 LP | 1x 750W Platinum | S | N | N | N | R2 |
| 7X08A098SG | 1x 4216 16C 100W 2.1GHz | 1x 8GB (x8) 2933MHz | 1x RAID 530-8i | 8 / 8 HS SFF | Open bay | Open slot | 1x PCIe x8 1x PCIe x16 LP | 1x 750W Platinum | S | N | N | N | R2 |
| 7X08A077SG | 1x 5215 10C 85W 2.5GHz | 1x 8GB (x8) 2933MHz | 1x RAID 530-8i | 4 / 4 HS LFF | Open bay | Open slot | 1x PCIe x8 1x PCIe x16 LP | 1x 750W Platinum | S | N | N | N | R2 |
| 7X08A095SG | 1x 5215 10C 85W 2.5GHz | 1x 8GB (x8) 2933MHz | 1x RAID 530-8i | 8 / 8 HS SFF | Open bay | Open slot | 1x PCIe x8 1x PCIe x16 LP | 1x 750W Platinum | S | N | N | N | R2 |
| 7X08A07RSG | 1x 5217 8C 115W 3.0GHz | 1x 8GB (x8) 2933MHz | 1x RAID 530-8i | 4 / 4 HS LFF | Open bay | Open slot | 1x PCIe x8 1x PCIe x16 LP | 1x 750W Platinum | S | N | N | N | R2 |
| 7X08A08VSG | 1x 5217 8C 115W 3.0GHz | 1x 8GB (x8) 2933MHz | 1x RAID 530-8i | 8 / 8 HS SFF | Open bay | Open slot | 1x PCIe x8 1x PCIe x16 LP | 1x 750W Platinum | S | N | N | N | R2 |
| 7X08A08WSG | 1x 5218 16C 125W 2.3GHz | 1x 8GB (x8) 2933MHz | 1x RAID 530-8i | 4 / 4 HS LFF | Open bay | Open slot | 1x PCIe x8 1x PCIe x16 LP | 1x 750W Platinum | S | N | N | N | R2 |
| 7X08A06USG | 1x 5218 16C 125W 2.3GHz | 1x 8GB (x8) 2933MHz | 1x RAID 530-8i | 8 / 8 HS SFF | Open bay | Open slot | 1x PCIe x8 1x PCIe x16 LP | 1x 750W Platinum | S | N | N | N | R2 |
| 7X08A094SG | 1x 5220 18C 125W 2.2GHz | 1x 8GB (x8) 2933MHz | 1x RAID 530-8i | 4 / 4 HS LFF | Open bay | Open slot | 1x PCIe x8 1x PCIe x16 LP | 1x 750W Platinum | S | N | N | N | R2 |
| 7X08A089SG | 1x 5220 18C 125W 2.2GHz | 1x 8GB (x8) 2933MHz | 1x RAID 530-8i | 8 / 8 HS SFF | Open bay | Open slot | 1x PCIe x8 1x PCIe x16 LP | 1x 750W Platinum | S | N | N | N | R2 |
| 7X08A09ESG | 1x 6230 20C 125W 2.1GHz | 1x 8GB (x8) 2933MHz | 1x RAID 530-8i | 4 / 4 HS LFF | Open bay | Open slot | 1x PCIe x8 1x PCIe x16 LP | 1x 750W Platinum | S | N | N | N | R2 |
| 7X08A08KSG | 1x 6230 20C 125W 2.1GHz | 1x 8GB (x8) 2933MHz | 1x RAID 530-8i | 8 / 8 HS SFF | Open bay | Open slot | 1x PCIe x8 1x PCIe x16 LP | 1x 750W Platinum | S | N | N | N | R2 |

* Processor details: Processor quantity and model, cores, thermal design power (TDP), and core speed.

^ The server supports up to three I/O slots on the riser cards. An internal PCIe storage controller occupies the PCIe slot 1. The onboard SATA RAID controller does not consume a PCIe slot.

Table 9. SR530 server models: Hong Kong, Taiwan, Korea

| Model number | Intel Xeon processor* (2 max) | Memory DIMM (12 max) | Storage controller | Drive bays (std / max) | Drives | Eth. LOM | I/O slots (3 max)^ | Power supply (2 max) | XClarity Controller | Front VGA port | Tool-less Rail Kit | CMA | Power cord |
|--|-------------------------------|----------------------|--------------------|------------------------|----------|-----------|------------------------------|----------------------|---------------------|----------------|--------------------|-----|------------|
| Relationship models - Hong Kong, Taiwan, Korea | | | | | | | | | | | | | |
| 7X08A09CCN | 1x 3204 6C 85W 1.9GHz | 1x 8GB (x8) 2933MHz | 1x RAID 530-8i | 4 / 4 HS LFF | Open bay | Open slot | 1x PCIe x8 1x PCIe x16 LP | 1x 750W Platinum | S | N | N | N | N |
| 7X08A085CN | 1x 3204 6C 85W 1.9GHz | 1x 8GB (x8) 2933MHz | 1x RAID 530-8i | 8 / 8 HS SFF | Open bay | Open slot | 1x PCIe x8 1x PCIe x16 LP | 1x 750W Platinum | S | N | N | N | N |
| 7X08A071CN | 1x 4208 8C 85W 2.1GHz | 1x 8GB (x8) 2933MHz | 1x RAID 530-8i | 4 / 4 HS LFF | Open bay | Open slot | 1x PCIe x8 1x PCIe x16 LP | 1x 750W Platinum | S | N | N | N | N |
| 7X08A06YCN | 1x 4208 8C 85W 2.1GHz | 1x 8GB (x8) 2933MHz | 1x RAID 530-8i | 8 / 8 HS SFF | Open bay | Open slot | 1x PCIe x8 1x PCIe x16 LP | 1x 750W Platinum | S | N | N | N | N |
| 7X08A09BCN | 1x 4210 10C 85W 2.2GHz | 1x 8GB (x8) 2933MHz | 1x RAID 530-8i | 4 / 4 HS LFF | Open bay | Open slot | 1x PCIe x8 1x PCIe x16 LP | 1x 750W Platinum | S | N | N | N | N |
| 7X08A080CN | 1x 4210 10C 85W 2.2GHz | 1x 8GB (x8) 2933MHz | 1x RAID 530-8i | 8 / 8 HS SFF | Open bay | Open slot | 1x PCIe x8 1x PCIe x16 LP | 1x 750W Platinum | S | N | N | N | N |
| 7X08A08CCN | 1x 4214 12C 85W 2.2GHz | 1x 8GB (x8) 2933MHz | 1x RAID 530-8i | 4 / 4 HS LFF | Open bay | Open slot | 1x PCIe x8 1x PCIe x16 LP | 1x 750W Platinum | S | N | N | N | N |
| 7X08A082CN | 1x 4214 12C 85W 2.2GHz | 1x 8GB (x8) 2933MHz | 1x RAID 530-8i | 8 / 8 HS SFF | Open bay | Open slot | 1x PCIe x8 1x PCIe x16 LP | 1x 750W Platinum | S | N | N | N | N |
| 7X08A07XCN | 1x 4215 8C 85W 2.5GHz | 1x 8GB (x8) 2933MHz | 1x RAID 530-8i | 4 / 4 HS LFF | Open bay | Open slot | 1x PCIe x8 1x PCIe x16 LP | 1x 750W Platinum | S | N | N | N | N |
| 7X08A08NCN | 1x 4215 8C 85W 2.5GHz | 1x 8GB (x8) 2933MHz | 1x RAID 530-8i | 8 / 8 HS SFF | Open bay | Open slot | 1x PCIe x8 1x PCIe x16 LP | 1x 750W Platinum | S | N | N | N | N |
| 7X08A09DCN | 1x 4216 16C 100W 2.1GHz | 1x 8GB (x8) 2933MHz | 1x RAID 530-8i | 4 / 4 HS LFF | Open bay | Open slot | 1x PCIe x8 1x PCIe x16 LP | 1x 750W Platinum | S | N | N | N | N |
| 7X08A07NCN | 1x 4216 16C 100W 2.1GHz | 1x 8GB (x8) 2933MHz | 1x RAID 530-8i | 8 / 8 HS SFF | Open bay | Open slot | 1x PCIe x8 1x PCIe x16 LP | 1x 750W Platinum | S | N | N | N | N |
| 7X08A088CN | 1x 5215 10C 85W 2.5GHz | 1x 8GB (x8) 2933MHz | 1x RAID 530-8i | 4 / 4 HS LFF | Open bay | Open slot | 1x PCIe x8 1x PCIe x16 LP | 1x 750W Platinum | S | N | N | N | N |
| 7X08A08GCN | 1x 5215 10C 85W 2.5GHz | 1x 8GB (x8) 2933MHz | 1x RAID 530-8i | 8 / 8 HS SFF | Open bay | Open slot | 1x PCIe x8 1x PCIe x16 LP | 1x 750W Platinum | S | N | N | N | N |
| 7X08A08JCN | 1x 5217 8C 115W 3.0GHz | 1x 8GB (x8) 2933MHz | 1x RAID 530-8i | 4 / 4 HS LFF | Open bay | Open slot | 1x PCIe x8 1x PCIe x16 LP | 1x 750W Platinum | S | N | N | N | N |
| 7X08A07GCN | 1x 5217 8C 115W 3.0GHz | 1x 8GB (x8) 2933MHz | 1x RAID 530-8i | 8 / 8 HS SFF | Open bay | Open slot | 1x PCIe x8 1x PCIe x16 LP | 1x 750W Platinum | S | N | N | N | N |
| 7X08A076CN | 1x 5218 16C 125W 2.3GHz | 1x 8GB (x8) 2933MHz | 1x RAID 530-8i | 4 / 4 HS LFF | Open bay | Open slot | 1x PCIe x8 1x PCIe x16 LP | 1x 750W Platinum | S | N | N | N | N |
| 7X08A087CN | 1x 5218 16C 125W 2.3GHz | 1x 8GB (x8) 2933MHz | 1x RAID 530-8i | 8 / 8 HS SFF | Open bay | Open slot | 1x PCIe x8 1x PCIe x16 LP | 1x 750W Platinum | S | N | N | N | N |
| 7X08A08MCN | 1x 5220 18C 125W 2.2GHz | 1x 8GB (x8) 2933MHz | 1x RAID 530-8i | 4 / 4 HS LFF | Open bay | Open slot | 1x PCIe x8 1x PCIe x16 LP | 1x 750W Platinum | S | N | N | N | N |
| 7X08A092CN | 1x 5220 18C 125W 2.2GHz | 1x 8GB (x8) 2933MHz | 1x RAID 530-8i | 8 / 8 HS SFF | Open bay | Open slot | 1x PCIe x8 1x PCIe x16 LP | 1x 750W Platinum | S | N | N | N | N |
| 7X08A06XCN | 1x 6230 20C 125W 2.1GHz | 1x 8GB (x8) 2933MHz | 1x RAID 530-8i | 4 / 4 HS LFF | Open bay | Open slot | 1x PCIe x8 1x PCIe x16 LP | 1x 750W Platinum | S | N | N | N | N |
| 7X08A07KCN | 1x 6230 20C 125W 2.1GHz | 1x 8GB (x8) 2933MHz | 1x RAID 530-8i | 8 / 8 HS SFF | Open bay | Open slot | 1x PCIe x8 1x PCIe x16 LP | 1x 750W Platinum | S | N | N | N | N |

* Processor details: Processor quantity and model, cores, thermal design power (TDP), and core speed.

^ The server supports up to three I/O slots on the riser cards. An internal PCIe storage controller occupies the PCIe slot 1. The onboard SATA RAID controller does not consume a PCIe slot.

Table 10. SR530 server models: Japan

| Model number | Intel Xeon processor* (2 max) | Memory DIMM (12 max) | Storage controller | Drive bays (std / max) | Drives | Eth. LOM | I/O slots (3 max)^ | Power supply (2 max) | XClarity Controller | Front VGA port | Tool-less Rail Kit | CMA | Power cord |
|--------------------------|-------------------------------|-------------------------|-----------------------|------------------------|----------|-----------|------------------------------|----------------------|---------------------|----------------|--------------------|-----|------------|
| TopSeller models - Japan | | | | | | | | | | | | | |
| 7X08A08AJP | 1x 3204 6C 85W 1.9GHz | 1x 16GB (x4) 2666MHz | 1x RAID 530-8i | 4 / 4 HS LFF | Open bay | Open slot | 1x PCIe x8 1x PCIe x16 LP | 1x 550W | A | N | Y | N | N |
| 7X08A08DJP | 1x 3204 6C 85W 1.9GHz | 1x 16GB (x4) 2666MHz | 1x RAID 730-8i 2GB | 8 / 8 HS SFF | Open bay | Open slot | 1x PCIe x8 1x PCIe x16 LP | 1x 550W | A | N | Y | N | N |
| 7X08A08EJP | 1x 4208 8C 85W 2.1GHz | 1x 16GB (x4) 2666MHz | 1x RAID 730-8i 2GB | 8 / 8 HS SFF | Open bay | Open slot | 1x PCIe x8 1x PCIe x16 LP | 1x 550W | A | N | Y | N | N |
| 7X08A07HJP | 1x 4210 10C 85W 2.2GHz | 1x 16GB (x4) 2666MHz | 1x RAID 530-8i | 4 / 4 HS LFF | Open bay | Open slot | 1x PCIe x8 1x PCIe x16 LP | 1x 550W | A | N | Y | N | N |
| 7X08A08SJP | 1x 4210 10C 85W 2.2GHz | 1x 16GB (x4) 2666MHz | 1x RAID 730-8i 2GB | 8 / 8 HS SFF | Open bay | Open slot | 1x PCIe x8 1x PCIe x16 LP | 1x 550W | A | N | Y | N | N |
| 7X08A08QJP | 1x 4214 12C 85W 2.2GHz | 1x 16GB (x4) 2666MHz | 1x RAID 730-8i 2GB | 8 / 8 HS SFF | Open bay | Open slot | 1x PCIe x8 1x PCIe x16 LP | 1x 550W | A | N | Y | N | N |
| 7X08A07QJP | 1x 4215 8C 85W 2.5GHz | 1x 16GB (x4) 2666MHz | 1x RAID 730-8i 2GB | 8 / 8 HS SFF | Open bay | Open slot | 1x PCIe x8 1x PCIe x16 LP | 1x 550W | A | N | Y | N | N |
| 7X08A07LJP | 1x 4216 16C 100W 2.1GHz | 1x 16GB (x4) 2666MHz | 1x RAID 530-8i | 4 / 4 HS LFF | Open bay | Open slot | 1x PCIe x8 1x PCIe x16 LP | 1x 550W | A | N | Y | N | N |
| 7X08A07MJP | 1x 4216 16C 100W 2.1GHz | 1x 16GB (x4) 2666MHz | 1x RAID 730-8i 2GB | 8 / 8 HS SFF | Open bay | Open slot | 1x PCIe x8 1x PCIe x16 LP | 1x 550W | A | N | Y | N | N |
| 7X08A08HJP | 1x 5215 10C 85W 2.5GHz | 1x 16GB (x4) 2666MHz | 1x RAID 730-8i 2GB | 8 / 8 HS SFF | Open bay | Open slot | 1x PCIe x8 1x PCIe x16 LP | 1x 550W | A | N | Y | N | N |
| 7X08A08FJP | 1x 5217 8C 115W 3.0GHz | 1x 16GB (x4) 2666MHz | 1x RAID 730-8i 2GB | 8 / 8 HS SFF | Open bay | Open slot | 1x PCIe x8 1x PCIe x16 LP | 1x 550W | A | N | Y | N | N |
| 7X08A08YJP | 1x 5218 16C 125W 2.3GHz | 1x 16GB (x4) 2666MHz | 1x RAID 730-8i 2GB | 8 / 8 HS SFF | Open bay | Open slot | 1x PCIe x8 1x PCIe x16 LP | 1x 550W | A | N | Y | N | N |
| 7X08A090JP | 1x 5220 18C 125W 2.2GHz | 1x 16GB (x4) 2666MHz | 1x RAID 730-8i 2GB | 8 / 8 HS SFF | Open bay | Open slot | 1x PCIe x8 1x PCIe x16 LP | 1x 550W | A | N | Y | N | N |
| 7X08A08UJP | 1x 5222 4C 105W 3.8GHz | 1x 16GB (x4) 2666MHz | 1x RAID 730-8i 2GB | 8 / 8 HS SFF | Open bay | Open slot | 1x PCIe x8 1x PCIe x16 LP | 1x 550W | A | N | Y | N | N |
| 7X08A096JP | 1x 6230 20C 125W 2.1GHz | 1x 16GB (x4) 2666MHz | 1x RAID 730-8i 2GB | 8 / 8 HS SFF | Open bay | Open slot | 1x PCIe x8 1x PCIe x16 LP | 1x 550W | A | N | Y | N | N |

* Processor details: Processor quantity and model, cores, thermal design power (TDP), and core speed.

^ The server supports up to three I/O slots on the riser cards. An internal PCIe storage controller occupies the PCIe slot 1. The onboard SATA RAID controller does not consume a PCIe slot.

Table 11. SR530 server models: ASEAN

| Model number | Intel Xeon processor* (2 max) | Memory DIMM (12 max) | Storage controller | Drive bays (std / max) | Drives | Eth. LOM | I/O slots (3 max)^ | Power supply (2 max) | XClarity Controller | Front VGA port | Tool-less Rail Kit | CMA | Power cord |
|-----------------------------|-------------------------------|------------------------|--------------------|------------------------|-------------|--------------|------------------------------|----------------------|---------------------|----------------|--------------------|-----|------------|
| Relationship models - ASEAN | | | | | | | | | | | | | |
| 7X08A099SG | 1x 3204 6C 85W 1.9GHz | 1x 8GB (x8) 2933MHz | 1x RAID 530-8i | 4 / 4 HS LFF | Open bay | Open slot | 1x PCIe x8 1x PCIe x16 LP | 1x 750W Platinum | S | N | N | N | N |
| 7X08A086SG | 1x 3204 6C 85W 1.9GHz | 1x 8GB (x8) 2933MHz | 1x RAID 530-8i | 8 / 8 HS SFF | Open bay | Open slot | 1x PCIe x8 1x PCIe x16 LP | 1x 750W Platinum | S | N | N | N | N |
| 7X08A08ZSG | 1x 4208 8C 85W 2.1GHz | 1x 8GB (x8) 2933MHz | 1x RAID 530-8i | 4 / 4 HS LFF | Open bay | Open slot | 1x PCIe x8 1x PCIe x16 LP | 1x 750W Platinum | S | N | N | N | N |
| 7X08A06ZSG | 1x 4208 8C 85W 2.1GHz | 1x 8GB (x8) 2933MHz | 1x RAID 530-8i | 8 / 8 HS SFF | Open bay | Open slot | 1x PCIe x8 1x PCIe x16 LP | 1x 750W Platinum | S | N | N | N | N |
| 7X08A08XSG | 1x 4210 10C 85W 2.2GHz | 1x 8GB (x8) 2933MHz | 1x RAID 530-8i | 4 / 4 HS LFF | Open bay | Open slot | 1x PCIe x8 1x PCIe x16 LP | 1x 750W Platinum | S | N | N | N | N |
| 7X08A081SG | 1x 4210 10C 85W 2.2GHz | 1x 8GB (x8) 2933MHz | 1x RAID 530-8i | 8 / 8 HS SFF | Open bay | Open slot | 1x PCIe x8 1x PCIe x16 LP | 1x 750W Platinum | S | N | N | N | N |
| 7X08A07ZSG | 1x 4214 12C 85W 2.2GHz | 1x 8GB (x8) 2933MHz | 1x RAID 530-8i | 4 / 4 HS LFF | Open bay | Open slot | 1x PCIe x8 1x PCIe x16 LP | 1x 750W Platinum | S | N | N | N | N |
| 7X08A07DSG | 1x 4214 12C 85W 2.2GHz | 1x 8GB (x8) 2933MHz | 1x RAID 530-8i | 8 / 8 HS SFF | Open bay | Open slot | 1x PCIe x8 1x PCIe x16 LP | 1x 750W Platinum | S | N | N | N | N |
| 7X08A083SG | 1x 4215 8C 85W 2.5GHz | 1x 8GB (x8) 2933MHz | 1x RAID 530-8i | 4 / 4 HS LFF | Open bay | Open slot | 1x PCIe x8 1x PCIe x16 LP | 1x 750W Platinum | S | N | N | N | N |
| 7X08A093SG | 1x 4215 8C 85W 2.5GHz | 1x 8GB (x8) 2933MHz | 1x RAID 530-8i | 8 / 8 HS SFF | Open bay | Open slot | 1x PCIe x8 1x PCIe x16 LP | 1x 750W Platinum | S | N | N | N | N |
| 7X08A07VSG | 1x 4216 16C 100W 2.1GHz | 1x 8GB (x8) 2933MHz | 1x RAID 530-8i | 4 / 4 HS LFF | Open bay | Open slot | 1x PCIe x8 1x PCIe x16 LP | 1x 750W Platinum | S | N | N | N | N |
| 7X08A07ESG | 1x 4216 16C 100W 2.1GHz | 1x 8GB (x8) 2933MHz | 1x RAID 530-8i | 8 / 8 HS SFF | Open bay | Open slot | 1x PCIe x8 1x PCIe x16 LP | 1x 750W Platinum | S | N | N | N | N |
| 7X08A08RSG | 1x 5215 10C 85W 2.5GHz | 1x 8GB (x8) 2933MHz | 1x RAID 530-8i | 4 / 4 HS LFF | Open bay | Open slot | 1x PCIe x8 1x PCIe x16 LP | 1x 750W Platinum | S | N | N | N | N |
| 7X08A073SG | 1x 5215 10C 85W 2.5GHz | 1x 8GB (x8) 2933MHz | 1x RAID 530-8i | 8 / 8 HS SFF | Open bay | Open slot | 1x PCIe x8 1x PCIe x16 LP | 1x 750W Platinum | S | N | N | N | N |
| 7X08A097SG | 1x 5217 8C 115W 3.0GHz | 1x 8GB (x8) 2933MHz | 1x RAID 530-8i | 4 / 4 HS LFF | Open bay | Open slot | 1x PCIe x8 1x PCIe x16 LP | 1x 750W Platinum | S | N | N | N | N |
| 7X08A07PSG | 1x 5217 8C 115W 3.0GHz | 1x 8GB (x8) 2933MHz | 1x RAID 530-8i | 8 / 8 HS SFF | Open bay | Open slot | 1x PCIe x8 1x PCIe x16 LP | 1x 750W Platinum | S | N | N | N | N |
| 7X08A07TSG | 1x 5218 16C 125W 2.3GHz | 1x 8GB (x8) 2933MHz | 1x RAID 530-8i | 4 / 4 HS LFF | Open bay | Open slot | 1x PCIe x8 1x PCIe x16 LP | 1x 750W Platinum | S | N | N | N | N |
| 7X08A08BSG | 1x 5218 16C 125W 2.3GHz | 1x 8GB (x8) 2933MHz | 1x RAID 530-8i | 8 / 8 HS SFF | Open bay | Open slot | 1x PCIe x8 1x PCIe x16 LP | 1x 750W Platinum | S | N | N | N | N |
| 7X08A08LSG | 1x 5220 18C 125W 2.2GHz | 1x 8GB (x8) 2933MHz | 1x RAID 530-8i | 4 / 4 HS LFF | Open bay | Open slot | 1x PCIe x8 1x PCIe x16 LP | 1x 750W Platinum | S | N | N | N | N |
| 7X08A09FSG | 1x 5220 18C 125W 2.2GHz | 1x 8GB (x8) 2933MHz | 1x RAID 530-8i | 8 / 8 HS SFF | Open bay | Open slot | 1x PCIe x8 1x PCIe x16 LP | 1x 750W Platinum | S | N | N | N | N |
| 7X08A091SG | 1x 6230 20C 125W 2.1GHz | 1x 8GB (x8) 2933MHz | 1x RAID 530-8i | 4 / 4 HS LFF | Open bay | Open slot | 1x PCIe x8 1x PCIe x16 LP | 1x 750W Platinum | S | N | N | N | N |
| 7X08A07BSG | 1x 6230 20C 125W 2.1GHz | 1x 8GB (x8) 2933MHz | 1x RAID 530-8i | 8 / 8 HS SFF | Open bay | Open slot | 1x PCIe x8 1x PCIe x16 LP | 1x 750W Platinum | S | N | N | N | N |

* Processor details: Processor quantity and model, cores, thermal design power (TDP), and core speed.

^ The server supports up to three I/O slots on the riser cards. An internal PCIe storage controller occupies the PCIe slot 1. The onboard SATA RAID controller does not consume a PCIe slot.

Table 12. SR530 server models: Australia and New Zealand

| Model number | Intel Xeon processor* (2 max) | Memory DIMM (12 max) | Storage controller | Drive bays (std / max) | Drives | Eth. LOM | I/O slots (3 max)^ | Power supply (2 max) | XClarity Controller | Front VGA port | Tool-less Rail Kit | CMA | Power cord |
|---|-------------------------------|-------------------------|--------------------|------------------------|----------|-----------|------------------------------|----------------------|---------------------|----------------|--------------------|-----|------------|
| Relationship models - Australia and New Zealand (1-year warranty) | | | | | | | | | | | | | |
| 7X07A00VAU | 1x 3204 6C 85W 1.9GHz | 1x 16GB (x8) 2666MHz | None | No bays / 8 HS SFF | Open bay | Open slot | None | 1x 550W | S | Y | Y | N | R2 |
| Relationship models - Australia and New Zealand (3-year warranty) | | | | | | | | | | | | | |
| 7X08A0A8AU | 1x 3204 6C 85W 1.9GHz | 1x 8GB (x8) 2933MHz | None | No bays / 8 HS SFF | Open bay | Open slot | None | 1x 550W | S | N | Y | N | N |
| 7X08A0A7AU | 1x 3204 6C 85W 1.9GHz | 1x 8GB (x8) 2933MHz | None | No bays / 8 HS SFF | Open bay | Open slot | None | 1x 550W | S | N | Y | N | R2 |
| 7X08A099AU | 1x 3204 6C 85W 1.9GHz | 1x 8GB (x8) 2933MHz | 1x RAID 530-8i | 4 / 4 HS LFF | Open bay | Open slot | 1x PCIe x8 1x PCIe x16 LP | 1x 750W Platinum | S | N | N | N | N |
| 7X08A085AU | 1x 3204 6C 85W 1.9GHz | 1x 8GB (x8) 2933MHz | 1x RAID 530-8i | 8 / 8 HS SFF | Open bay | Open slot | 1x PCIe x8 1x PCIe x16 LP | 1x 750W Platinum | S | N | N | N | N |
| 7X08A0A6AU | 1x 3204 6C 85W 1.9GHz | 1x 16GB (x8) 2666MHz | None | No bays / 8 HS SFF | Open bay | Open slot | None | 1x 550W | S | N | N | N | R1 |
| 7X08A071AU | 1x 4208 8C 85W 2.1GHz | 1x 8GB (x8) 2933MHz | 1x RAID 530-8i | 4 / 4 HS LFF | Open bay | Open slot | 1x PCIe x8 1x PCIe x16 LP | 1x 750W Platinum | S | N | N | N | N |
| 7X08A06YAU | 1x 4208 8C 85W 2.1GHz | 1x 8GB (x8) 2933MHz | 1x RAID 530-8i | 8 / 8 HS SFF | Open bay | Open slot | 1x PCIe x8 1x PCIe x16 LP | 1x 750W Platinum | S | N | N | N | N |
| 7X08A08XAU | 1x 4210 10C 85W 2.2GHz | 1x 8GB (x8) 2933MHz | 1x RAID 530-8i | 4 / 4 HS LFF | Open bay | Open slot | 1x PCIe x8 1x PCIe x16 LP | 1x 750W Platinum | S | N | N | N | N |
| 7X08A080AU | 1x 4210 10C 85W 2.2GHz | 1x 8GB (x8) 2933MHz | 1x RAID 530-8i | 8 / 8 HS SFF | Open bay | Open slot | 1x PCIe x8 1x PCIe x16 LP | 1x 750W Platinum | S | N | N | N | N |
| 7X08A08CAU | 1x 4214 12C 85W 2.2GHz | 1x 8GB (x8) 2933MHz | 1x RAID 530-8i | 4 / 4 HS LFF | Open bay | Open slot | 1x PCIe x8 1x PCIe x16 LP | 1x 750W Platinum | S | N | N | N | N |
| 7X08A07DAU | 1x 4214 12C 85W 2.2GHz | 1x 8GB (x8) 2933MHz | 1x RAID 530-8i | 8 / 8 HS SFF | Open bay | Open slot | 1x PCIe x8 1x PCIe x16 LP | 1x 750W Platinum | S | N | N | N | N |
| 7X08A07XAU | 1x 4215 8C 85W 2.5GHz | 1x 8GB (x8) 2933MHz | 1x RAID 530-8i | 4 / 4 HS LFF | Open bay | Open slot | 1x PCIe x8 1x PCIe x16 LP | 1x 750W Platinum | S | N | N | N | N |
| 7X08A08NAU | 1x 4215 8C 85W 2.5GHz | 1x 8GB (x8) 2933MHz | 1x RAID 530-8i | 8 / 8 HS SFF | Open bay | Open slot | 1x PCIe x8 1x PCIe x16 LP | 1x 750W Platinum | S | N | N | N | N |
| 7X08A07VAU | 1x 4216 16C 100W 2.1GHz | 1x 8GB (x8) 2933MHz | 1x RAID 530-8i | 4 / 4 HS LFF | Open bay | Open slot | 1x PCIe x8 1x PCIe x16 LP | 1x 750W Platinum | S | N | N | N | N |
| 7X08A07EAU | 1x 4216 16C 100W 2.1GHz | 1x 8GB (x8) 2933MHz | 1x RAID 530-8i | 8 / 8 HS SFF | Open bay | Open slot | 1x PCIe x8 1x PCIe x16 LP | 1x 750W Platinum | S | N | N | N | N |
| 7X08A08RAU | 1x 5215 10C 85W 2.5GHz | 1x 8GB (x8) 2933MHz | 1x RAID 530-8i | 4 / 4 HS LFF | Open bay | Open slot | 1x PCIe x8 1x PCIe x16 LP | 1x 750W Platinum | S | N | N | N | N |
| 7X08A08GAU | 1x 5215 10C 85W 2.5GHz | 1x 8GB (x8) 2933MHz | 1x RAID 530-8i | 8 / 8 HS SFF | Open bay | Open slot | 1x PCIe x8 1x PCIe x16 LP | 1x 750W Platinum | S | N | N | N | N |
| 7X08A08JAU | 1x 5217 8C 115W 3.0GHz | 1x 8GB (x8) 2933MHz | 1x RAID 530-8i | 4 / 4 HS LFF | Open bay | Open slot | 1x PCIe x8 1x PCIe x16 LP | 1x 750W Platinum | S | N | N | N | N |
| 7X08A07GAU | 1x 5217 8C 115W 3.0GHz | 1x 8GB (x8) 2933MHz | 1x RAID 530-8i | 8 / 8 HS SFF | Open bay | Open slot | 1x PCIe x8 1x PCIe x16 LP | 1x 750W Platinum | S | N | N | N | N |
| 7X08A076AU | 1x 5218 16C 125W 2.3GHz | 1x 8GB (x8) 2933MHz | 1x RAID 530-8i | 4 / 4 HS LFF | Open bay | Open slot | 1x PCIe x8 1x PCIe x16 LP | 1x 750W Platinum | S | N | N | N | N |
| 7X08A08BAU | 1x 5218 16C 125W 2.3GHz | 1x 8GB (x8) 2933MHz | 1x RAID 530-8i | 8 / 8 HS SFF | Open bay | Open slot | 1x PCIe x8 1x PCIe x16 LP | 1x 750W Platinum | S | N | N | N | N |
| 7X08A08LAU | 1x 5220 18C 125W 2.2GHz | 1x 8GB (x8) 2933MHz | 1x RAID 530-8i | 4 / 4 HS LFF | Open bay | Open slot | 1x PCIe x8 1x PCIe x16 LP | 1x 750W Platinum | S | N | N | N | N |

| Model number | Intel Xeon processor* (2 max) | Memory DIMM (12 max) | Storage controller | Drive bays (std / max) | Drives | Eth. LOM | I/O slots (3 max)^ | Power supply (2 max) | XClarity Controller | Front VGA port | Tool-less Rail Kit | CMA | Power cord |
|--|-------------------------------|-------------------------|-----------------------|------------------------|----------|-----------|------------------------------|----------------------|---------------------|----------------|--------------------|-----|------------|
| 7X08A092AU | 1x 5220 18C 125W 2.2GHz | 1x 8GB (x8) 2933MHz | 1x RAID 530-8i | 8 / 8 HS SFF | Open bay | Open slot | 1x PCIe x8 1x PCIe x16 LP | 1x 750W Platinum | S | N | N | N | N |
| 7X08A06XAU | 1x 6230 20C 125W 2.1GHz | 1x 8GB (x8) 2933MHz | 1x RAID 530-8i | 4 / 4 HS LFF | Open bay | Open slot | 1x PCIe x8 1x PCIe x16 LP | 1x 750W Platinum | S | N | N | N | N |
| 7X08A07BAU | 1x 6230 20C 125W 2.1GHz | 1x 8GB (x8) 2933MHz | 1x RAID 530-8i | 8 / 8 HS SFF | Open bay | Open slot | 1x PCIe x8 1x PCIe x16 LP | 1x 750W Platinum | S | N | N | N | N |
| TopSeller models - Australia and New Zealand (3-year warranty) | | | | | | | | | | | | | |
| 7X08A09GAU | 1x 3204 6C 85W 1.9GHz | 1x 16GB (x8) 2933MHz | 1x RAID 530-8i | 8 / 8 HS SFF | Open bay | Open slot | 1x PCIe x8 1x PCIe x16 LP | 1x 750W Platinum | E | N | Y | Y | N |
| 7X08A09HAU | 1x 4208 8C 85W 2.1GHz | 1x 16GB (x8) 2933MHz | 1x RAID 530-8i | 8 / 8 HS SFF | Open bay | Open slot | 1x PCIe x8 1x PCIe x16 LP | 1x 750W Platinum | E | N | Y | Y | N |
| 7X08A09LAU | 1x 4208 8C 85W 2.1GHz | 1x 16GB (x8) 2933MHz | 1x RAID 930-8i 2GB | 8 / 8 HS SFF | Open bay | Open slot | 1x PCIe x8 1x PCIe x16 LP | 1x 750W Platinum | E | N | Y | Y | N |
| 7X08A09KAU | 1x 4210 10C 85W 2.2GHz | 1x 16GB (x8) 2933MHz | 1x RAID 530-8i | 8 / 8 HS SFF | Open bay | Open slot | 1x PCIe x8 1x PCIe x16 LP | 1x 750W Platinum | E | N | Y | Y | N |
| 7X08A09NAU | 1x 4210 10C 85W 2.2GHz | 1x 16GB (x8) 2933MHz | 1x RAID 930-8i 2GB | 8 / 8 HS SFF | Open bay | Open slot | 1x PCIe x8 1x PCIe x16 LP | 1x 750W Platinum | E | N | Y | Y | N |
| 7X08A09MAU | 1x 4210 10C 85W 2.2GHz | 1x 32GB (x4) 2933MHz | 1x RAID 530-8i | 8 / 8 HS SFF | Open bay | Open slot | 1x PCIe x8 1x PCIe x16 LP | 1x 750W Platinum | E | N | Y | Y | N |
| 7X08A09JAU | 1x 4210 10C 85W 2.2GHz | 1x 32GB (x4) 2933MHz | 1x RAID 930-8i 2GB | 8 / 8 HS SFF | Open bay | Open slot | 1x PCIe x8 1x PCIe x16 LP | 1x 750W Platinum | E | N | Y | Y | N |

* Processor details: Processor quantity and model, cores, thermal design power (TDP), and core speed.

^ The server supports up to three I/O slots on the riser cards. An internal PCIe storage controller occupies the PCIe slot 1. The onboard SATA RAID controller does not consume a PCIe slot.

Processors

The SR530 server supports one or two Intel Xeon Bronze, Silver, Gold, or Platinum processors of up to 125 W TDP. The following table lists the specifications of the processors for the SR530 server.

Processor specifications table abbreviations:

- UPI: Ultra Path Interconnect
- TDP: Thermal Design Power
- HT: Hyper-Threading
- TB: Turbo Boost 2.0
- VT-x: Virtualization Technology
- VT-d: Virtualization Technology for Directed I/O
- SST-PP: Speed Select Technology - Performance Profile
- FMA: Fused-Multiply Add (AVX-512)
- RAS: Reliability, Availability, and Serviceability
 - Std: Standard RAS
 - Adv: Advanced RAS

Table 13. Processor specifications

| CPU model | Cores / threads | Core speed (Base / TB Max) | Cache | Max DDR4 speed | Max memory capacity per socket | UPI speed | TDP | HT | TB | VT-x | VT-d | SST-PP | FMA units | RAS |
|---------------------------------------|-----------------|----------------------------|----------|----------------|--------------------------------|-----------|-------|----|----|------|------|--------|-----------|-----|
| Intel Xeon Bronze processors | | | | | | | | | | | | | | |
| 3204 | 6 / 6 | 1.9 / 1.9 GHz | 8.25 MB | 2133 MHz | 1 TB | 9.6 GT/s | 85 W | N | N | Y | Y | N | 1 | Std |
| Intel Xeon Silver processors | | | | | | | | | | | | | | |
| 4208 | 8 / 16 | 2.1 / 3.2 GHz | 11 MB | 2400 MHz | 1 TB | 9.6 GT/s | 85 W | Y | Y | Y | Y | N | 1 | Std |
| 4209T | 8 / 16 | 2.2 / 3.2 GHz | 11 MB | 2400 MHz | 1 TB | 9.6 GT/s | 70 W | Y | Y | Y | Y | N | 1 | Std |
| 4210 | 10 / 20 | 2.2 / 3.2 GHz | 13.75 MB | 2400 MHz | 1 TB | 9.6 GT/s | 85 W | Y | Y | Y | Y | N | 1 | Std |
| 4214 | 12 / 24 | 2.2 / 3.2 GHz | 16.5 MB | 2400 MHz | 1 TB | 9.6 GT/s | 85 W | Y | Y | Y | Y | N | 1 | Std |
| 4214Y | 12 / 24 | 2.2 / 3.2 GHz | 16.5 MB | 2400 MHz | 1 TB | 9.6 GT/s | 85 W | Y | Y | Y | Y | Y | 1 | Std |
| | 10 / 20 | 2.3 / 3.2 GHz | | | | | | | | | | | | |
| | 8 / 16 | 2.4 / 3.2 GHz | | | | | | | | | | | | |
| 4215 | 8 / 16 | 2.5 / 3.5 GHz | 11 MB | 2400 MHz | 1 TB | 9.6 GT/s | 85 W | Y | Y | Y | Y | N | 1 | Std |
| 4216 | 16 / 32 | 2.1 / 3.2 GHz | 22 MB | 2400 MHz | 1 TB | 9.6 GT/s | 100 W | Y | Y | Y | Y | N | 1 | Std |
| Intel Xeon Gold processors | | | | | | | | | | | | | | |
| 5215 | 10 / 20 | 2.5 / 3.4 GHz | 13.75 MB | 2666 MHz | 1 TB | 10.4 GT/s | 85 W | Y | Y | Y | Y | N | 1 | Adv |
| 5215M | 10 / 20 | 2.5 / 3.4 GHz | 13.75 MB | 2666 MHz | 2 TB | 10.4 GT/s | 85 W | Y | Y | Y | Y | N | 1 | Adv |
| 5215L | 10 / 20 | 2.5 / 3.4 GHz | 13.75 MB | 2666 MHz | 4.5 TB | 10.4 GT/s | 85 W | Y | Y | Y | Y | N | 1 | Adv |
| 5217 | 8 / 16 | 3.0 / 3.7 GHz | 11 MB | 2666 MHz | 1 TB | 10.4 GT/s | 115 W | Y | Y | Y | Y | N | 1 | Adv |
| 5218 | 16 / 32 | 2.3 / 3.9 GHz | 22 MB | 2666 MHz | 1 TB | 10.4 GT/s | 125 W | Y | Y | Y | Y | N | 1 | Adv |
| 5218B | 16 / 32 | 2.3 / 3.9 GHz | 22 MB | 2666 MHz | 1 TB | 10.4 GT/s | 125 W | Y | Y | Y | Y | N | 1 | Adv |
| 5218T | 16 / 32 | 2.10 / 3.80 GHz | 22 MB | 2667 MHz | 1 TB | 10.4 GT/s | 105 W | Y | Y | Y | Y | N | 1 | Adv |
| 5220 | 18 / 36 | 2.2 / 3.9 GHz | 24.75 MB | 2666 MHz | 1 TB | 10.4 GT/s | 125 W | Y | Y | Y | Y | N | 1 | Adv |
| 5220S | 18 / 36 | 2.70 / 3.90 GHz | 24.75 MB | 2667 MHz | 1 TB | 10.4 GT/s | 125 W | Y | Y | Y | Y | N | 1 | Adv |
| 5220T | 18 / 36 | 1.90 / 3.90 GHz | 24.75 MB | 2667 MHz | 1 TB | 10.4 GT/s | 105 W | Y | Y | Y | Y | N | 1 | Adv |
| 5222 | 4 / 8 | 3.8 / 3.9 GHz | 16.5 MB | 2933 MHz | 1 TB | 10.4 GT/s | 105 W | Y | Y | Y | Y | N | 2 | Adv |
| 6209U | 20 / 40 | 2.10 / 3.90 GHz | 27.5 MB | 2933 MHz | 1 TB | N/A | 125 W | Y | Y | Y | Y | N | 2 | Adv |
| 6222V | 20 / 40 | 1.80 / 3.60 GHz | 27.5 MB | 2400 MHz | 1 TB | 10.4 GT/s | 115 W | Y | Y | Y | Y | N | 2 | Adv |
| 6226 | 12 / 24 | 2.70 / 3.70 GHz | 19.25 MB | 2933 MHz | 1 TB | 10.4 GT/s | 125 W | Y | Y | Y | Y | N | 2 | Adv |
| 6230 | 20 / 40 | 2.1 / 3.9 GHz | 27.5 MB | 2933 MHz | 1 TB | 10.4 GT/s | 125 W | Y | Y | Y | Y | N | 2 | Adv |
| 6230N | 20 / 40 | 2.30 / 3.90 GHz | 27.5 MB | 2933 MHz | 1 TB | 10.4 GT/s | 125 W | Y | Y | Y | Y | N | 2 | Adv |
| 6230T | 20 / 40 | 2.10 / 3.90 GHz | 27.5 MB | 2933 MHz | 1 TB | 10.4 GT/s | 125 W | Y | Y | Y | Y | N | 2 | Adv |
| 6238T | 22 / 44 | 1.9 / 3.7 GHz | 30.25 MB | 2933 MHz | 1 TB | 10.4 GT/s | 125 W | Y | Y | Y | Y | N | 2 | Adv |
| Intel Xeon Platinum processors | | | | | | | | | | | | | | |
| 8253 | 16 / 32 | 2.2 / 3 GHz | 22 MB | 2933 MHz | 1 TB | 10.4 GT/s | 125 W | Y | Y | Y | Y | N | 2 | Adv |
| 8256 | 4 / 8 | 3.8 / 3.9 GHz | 16.5 MB | 2933 MHz | 1 TB | 10.4 GT/s | 105 W | Y | Y | Y | Y | N | 2 | Adv |

Configuration notes:

- The Intel Xeon Gold 5218 and 5218B processors have similar specifications; however, they use different silicon designs and cannot be mixed in the same system.
- The processors that support SST-PP offer three distinct operating points that are defined by a core count with a base speed associated with that core count. The operating point is static, it is selected during the boot process and cannot be changed at runtime.

For the SR530 server models that come with one processor, the second processor can be ordered, if required (see the following table for ordering information). The second processor must be of the same model as the first processor. The second processor option includes a processor and a heatsink; two additional system fans are not included and need to be purchased with the second processor (see [Cooling](#) for details).

Table 14. Processor options

| Description | Part number | Feature code* |
|---|-------------|---------------|
| Intel Xeon Bronze processors | | |
| SR530/SR570/SR630 Intel Xeon Bronze 3204 6C 85W 1.9GHz Processor w/o FAN | 4XG7A37939 | B4HU |
| Intel Xeon Silver processors | | |
| SR530/SR570/SR630 Intel Xeon Silver 4208 8C 85W 2.1GHz Processor w/o FAN | 4XG7A37936 | B4HT |
| SR530/SR570/SR630 Intel Xeon Silver 4209T 8C 70W 2.2GHz Processor w/o FAN | 4XG7A37945 | B4P4 |
| SR530/SR570/SR630 Intel Xeon Silver 4210 10C 85W 2.2GHz Processor w/o FAN | 4XG7A37933 | B4HS |
| SR530/SR570/SR630 Intel Xeon Silver 4214 12C 85W 2.2GHz Processor w/o FAN | 4XG7A37930 | B4HR |
| SR530/SR570/SR630 Intel Xeon Silver 4214Y 12/10/8C 85W 2.2GHz Processor w/o FAN | 4XG7A37942 | B4NW |
| SR530/SR570/SR630 Intel Xeon Silver 4215 8C 85W 2.5GHz Processor w/o FAN | 4XG7A37927 | B4HQ |
| SR530/SR570/SR630 Intel Xeon Silver 4216 16C 100W 2.1GHz Processor w/o FAN | 4XG7A37924 | B4HP |
| Intel Xeon Gold processors | | |
| SR530/SR570/SR630 Intel Xeon Gold 5215 10C 85W 2.5GHz Processor w/o FAN | 4XG7A37917 | B4HN |
| SR530/SR570/SR630 Intel Xeon Gold 5215M 10C 85W 2.5GHz Processor w/o FAN | 4XG7A37914 | B4P1 |
| SR530/SR570/SR630 Intel Xeon Gold 5215L 10C 85W 2.5GHz Processor w/o FAN | 4XG7A37911 | B4P9 |
| SR530/SR570 Intel Xeon Gold 5217 8C 115W 3.0GHz Processor w/o FAN | 4XG7A37921 | B4HM |
| SR530/SR570/SR630 Intel Xeon Gold 5218 16C 125W 2.3GHz Processor w/o FAN | 4XG7A37896 | B4HL |
| SR530/SR570/SR630 Intel Xeon Gold 5218B 16C 125W 2.3GHz Processor w/o FAN | 4XG7A37959 | B6BS |
| SR530/SR570 Intel Xeon Gold 5218T 16C 105W 2.1GHz Processor w/o FAN | 4XG7A38017 | B4P3 |
| SR530/SR570/SR630 Intel Xeon Gold 5220 18C 125W 2.2GHz Processor w/o FAN | 4XG7A37893 | B4HK |
| SR530/SR570/SR630 Intel Xeon Gold 5220S 18C 125W 2.7GHz Processor w/o FAN | 4XG7A38018 | B6CW |
| SR530/SR570 Intel Xeon Gold 5220T 18C 105W 1.9GHz Processor w/o FAN | 4XG7A38004 | B6CQ |
| SR530/SR570 Intel Xeon Gold 5222 4C 105W 3.8GHz Processor w/o FAN | 4XG7A37953 | B5S1 |
| Intel Xeon Gold 6209U 20C 125W 2.1GHz Processor | None** | B6CX |
| SR530/SR570/SR630 Intel Xeon Gold 6222V 20C 115W 1.8GHz Processor w/o FAN | 4XG7A38022 | B6CV |
| SR530/SR570/SR630 Intel Xeon Gold 6226 12C 125W 2.7GHz Processor w/o FAN | 4XG7A38020 | B6CL |
| SR530/SR570/SR630 Intel Xeon Gold 6230 20C 125W 2.1GHz Processor w/o FAN | 4XG7A37890 | B4HJ |
| SR530/SR570 Intel Xeon Gold 6230N 20C 125W 2.3GHz Processor w/o FAN | 4XG7A38029 | B5RY |
| SR530/SR570 Intel Xeon Gold 6230T 20C 125W 2.1GHz Processor w/o FAN | 4XG7A38007 | B6CP |
| SR530/SR570 Intel Xeon Gold 6238T 22C 125W 1.9GHz Processor w/o FAN | 4XG7A37908 | B4P2 |
| Intel Xeon Platinum processors | | |
| SR530/SR570/SR630 Intel Xeon Platinum 8253 16C 125W 2.2GHz Processor w/o FAN | 4XG7A37899 | B5RZ |
| SR530/SR570 Intel Xeon Platinum 8256 4C 105W 3.8GHz Processor w/o FAN | 4XG7A37949 | B5S2 |

* For CTO configurations, the feature code represents a processor, and fans and heatsinks are derived by the configuration tool.

** Factory-installed only; no field upgrade. Supported in the uniprocessor configurations only.

Memory

The SR530 server supports up to 6 TruDDR4 memory RDIMMs when one processor is installed and up to 12 RDIMMs when two processors are installed for a total of up to 768 GB of memory capacity (up to 384 TB per processor). Each processor has six memory channels, and there is a one DIMM per channel.

Lenovo TruDDR4 memory uses the highest-quality components sourced from Tier 1 DRAM suppliers and only memory that meets strict requirements is selected. It is compatibility tested and tuned on every ThinkSystem server to maximize performance and reliability.

TruDDR4 memory has a unique signature programmed into the DIMM, which enables Lenovo servers to verify whether the memory installed is qualified and supported. Lenovo qualified and supported TruDDR4 memory is covered by Lenovo warranty, and service and support provided worldwide.

The following memory protection technologies are supported by the processor's integrated memory controllers:

- ECC
- SDDC (for x4-based memory DIMMs)
- ADDDC (for x4-based memory DIMMs; Gold and Platinum processors only)
- Memory mirroring
- Memory rank sparing
- Patrol scrubbing
- Demand scrubbing

The following table lists memory options available for the SR530 server.

Table 15. Memory options

| Description | Part number | Feature code | Maximum quantity* |
|---|-------------|--------------|-------------------|
| RDIMMs - 2933 MHz | | | |
| ThinkSystem 8GB TruDDR4 2933MHz (1Rx8 1.2V) RDIMM | 4ZC7A08706 | B4H1 | 6 / 12 |
| ThinkSystem 16GB TruDDR4 2933MHz (1Rx4 1.2V) RDIMM | 4ZC7A08707 | B4LY | 6 / 12 |
| ThinkSystem 16GB TruDDR4 2933MHz (2Rx8 1.2V) RDIMM | 4ZC7A08708 | B4H2 | 6 / 12 |
| ThinkSystem 32GB TruDDR4 2933MHz (2Rx4 1.2V) RDIMM | 4ZC7A08709 | B4H3 | 6 / 12 |
| ThinkSystem 64GB TruDDR4 2933MHz (2Rx4 1.2V) RDIMM | 4ZC7A08710 | B4H4 | 6 / 12 |
| RDIMMs - 2666 MHz | | | |
| ThinkSystem 16GB TruDDR4 2666 MHz (1Rx4 1.2V) RDIMM | 7X77A01302 | AUNB | 6 / 12 |
| ThinkSystem 16GB TruDDR4 2666 MHz (2Rx8 1.2V) RDIMM | 7X77A01303 | AUNC | 6 / 12 |
| ThinkSystem 32GB TruDDR4 2666 MHz (2Rx4 1.2V) RDIMM | 7X77A01304 | AUND | 6 / 12 |

* The maximum quantity shown is with one processor / two processors.

Configuration notes:

- All RDIMMs in the server operate at the same speed, which is determined as the lowest value of:
 - RDIMM rated speed (2666 MHz or 2933 MHz).
 - Memory speed supported by the specific processor (2133 MHz, 2400 MHz, 2666 MHz, or 2933 MHz).

Note: Maximum memory speed can be achieved when Max performance mode is enabled in UEFI.
- Mixing RDIMMs of different ranks (single- or dual-rank), DRAM chip types (x4 or x8), speeds (2666 MHz or 2933 MHz), and capacities (8 GB, 16 GB, 32 GB, or 64 GB) is supported in the independent channel mode (the default operational mode).
- For server configurations with memory protection, the following rules apply:
 - Single Device Data Correction (SDDC) works only in the independent channel mode and supports only x4-based memory DIMMs.
 - Adaptive Double Device Data Correction (ADDDC) works with x4-based memory DIMMs and requires two DIMM ranks per channel, Intel Xeon Gold or Platinum processors, and the Closed Page memory access mode.
 - If memory mirroring is used, then DIMMs must be installed in quantities of 2 or 4 per processor for mirroring across two memory channels, or in quantities of 3 or 6 per processor for mirroring across three memory channels. Mixing two- and three-channel mirroring in the server is allowed (one processor uses two-channel mirroring, and another processor uses three-channel mirroring). All DIMMs in the server must be identical in type and size.

- If memory rank sparing is used, then a minimum of two ranks must be installed per populated channel (a least one dual-rank or quad-rank DIMM; single-rank DIMMs are not supported). With rank sparing, one rank in each populated channel is reserved as spare memory for other ranks on the same channel. All DIMMs in the server must be identical in type and size.
- SDDC, memory mirroring, and memory rank sparing modes are mutually exclusive. Only one operational memory mode can be enabled on the server.

Internal storage

The SR530 server supports the following internal drive bay configurations:

1. 4 LFF SATA Simple Swap drive bays
2. 4 LFF SAS/SATA hot-swap drive bays
3. 8 SFF SAS/SATA hot-swap drive bays

In addition, the SR530 server models can be configured with one or two internal M.2 SATA SSDs. The server also supports configurations without drive bays.

The following figure shows the internal drive bay configurations.

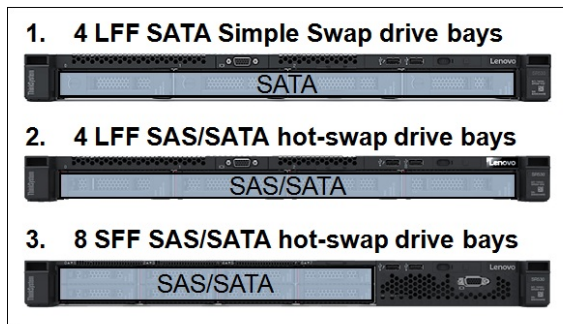


Figure 6. Internal drive bay configurations

The following table lists the internal storage options for the SR530 server.

Table 16. Internal storage options

| Description | Part number | Feature code | Maximum quantity |
|--|-------------|--------------|------------------|
| Factory-installed backplane kits | | | |
| ThinkSystem 1U 3.5" SATA/SAS 4-Bay Backplane | None* | AUW8 | 1 |
| ThinkSystem 1U 2.5" SATA/SAS 8-Bay Backplane | None* | AUWB | 1 |
| Backplane kit field upgrade options | | | |
| ThinkSystem 1U 2.5" SATA/SAS 8-Bay Backplane Kit | 7XH7A05896 | None** | 1 |
| M.2 enablement kits | | | |
| ThinkSystem M.2 Enablement Kit | 7Y37A01092 | AUMU | 1 |
| ThinkSystem M.2 with Mirroring Enablement Kit | 7Y37A01093 | AUMV | 1 |

* These backplane kits can be factory-installed in standard or custom (CTO or Special Bid) models, and they might not have an option part number assigned.

** Field upgrade only; used for upgrading models without any drive bays to 8x 2.5" SAS/SATA hot-swap drive bays.

M.2 Enablement Kit configuration notes:

- The M.2 Enablement Kit (7Y37A01092) supports one M.2 SATA SSD which is connected to the SATA port on the Intel Platform Controller Hub (PCH).
- The M.2 with Mirroring Enablement Kit (7Y37A01093) is connected to the Intel PCH via the PCIe link, and the kit supports two M.2 SATA SSDs that can be configured in a RAID-1 or RAID-0 drive group, or they can operate as two separate drives.

The following tables list supported internal storage configurations with the SAS/SATA backplanes.

Table 17. Internal storage configurations

| Drive bay configuration | Backplane kit type and quantity | | Storage controller type and quantity* |
|-------------------------------------|---------------------------------|------------------|---|
| | 4x 3.5" SATA/SAS | 8x 2.5" SATA/SAS | |
| 4x 3.5" chassis (Feature code AV0T) | | | |
| 4x 3.5-in. SATA Simple Swap | 0 | 0 | Onboard AHCI (non-RAID) / Intel RSTe (RAID) (4) |
| 4x 3.5-in. SAS/SATA hot-swap | 1 | 0 | 1x RAID 530-8i/730-8i 1GB (4) |
| | | | 1x RAID 730-8i 2GB/930-8i (4) |
| | | | 1x 430-8i HBA (4) |
| 8x 2.5" chassis (Feature code AV0S) | | | |
| 8x 2.5-in. SAS/SATA hot-swap | 0 | 1 | 1x RAID 530-8i/730-8i 1GB (8) |
| | | | 1x RAID 730-8i 2GB/930-8i/930-16i (8) |
| | | | 1x 430-8i HBA (8) |

* The number in brackets (x) specifies the quantity of drive bays connected to each of the controllers.

Configuration note: Models without any drive bays are based on the 8x 2.5" chassis (feature code AV0S), and they support adding drive bays by using the 2.5" 8-drive backplane kit (7XH7A05896).

Controllers for internal storage

The following table lists the storage controllers and options for internal storage of the SR530 server.

Table 18. RAID controllers and HBAs for internal storage

| Description | Part number | Feature code | Maximum quantity | I/O slots supported |
|--|-------------|--------------|------------------|---------------------|
| 6 Gbps SATA controllers | | | | |
| Onboard AHCI (non-RAID) / Intel RSTe (RAID) | Onboard* | Onboard* | 1 | - |
| 12 Gb SAS/SATA RAID controllers | | | | |
| ThinkSystem RAID 530-8i PCIe 12Gb Adapter | 7Y37A01082 | AUNG | 1 | 1 |
| ThinkSystem RAID 730-8i 1GB Cache PCIe 12Gb Adapter | 7Y37A01083 | AUNH | 1 | 1 |
| ThinkSystem RAID 730-8i 2GB Flash PCIe 12Gb Adapter | 4Y37A09722 | B4RQ | 1 | 1 |
| ThinkSystem RAID 930-8i 2GB Flash PCIe 12Gb Adapter | 7Y37A01084 | AUNJ | 1 | 1 |
| ThinkSystem RAID 930-16i 4GB Flash PCIe 12Gb Adapter | 7Y37A01085 | AUNK | 1 | 1 |
| ThinkSystem RAID 930-16i 8GB Flash PCIe 12Gb Adapter | 4Y37A09721 | B31E | 1 | 1 |
| 12 Gb SAS/SATA non-RAID HBAs | | | | |
| ThinkSystem 430-8i SAS/SATA 12Gb HBA | 7Y37A01088 | AUNL | 1 | 1 |

* The onboard SATA controller integrated into the Intel C622 Platform Controller Hub (PCH) supports non-RAID (JBOD) AHCI mode or a hardware-assist, software RAID feature (Intel Rapid Storage Technology Enterprise [RSTe]).

Configuration note: Low profile SAS RAID controllers and HBAs for internal storage are supported in the PCIe x8 slot 1 supplied by the riser card 1.

The following table summarizes features of supported SAS/SATA storage controllers.

Table 19. Storage controller features and specifications (LP = Low profile, FHHL = Full-height half-length)

| Feature | Intel RSTe | RAID 530-8i | RAID 730-8i 1GB | RAID 730-8i 2GB | RAID 930-8i | RAID 930-16i | 430-8i HBA |
|---------------------------------|------------|---------------|-----------------|-------------------------|-------------------------|-------------------------|----------------|
| Form factor | Onboard | PCIe LP | PCIe LP | PCIe LP | PCIe LP | PCIe LP | PCIe LP |
| SAS controller | None | SAS3408 | SAS3108 | SAS3108 | SAS3508 | SAS3516 | SAS3408 |
| Host interface | PCH | PCIe 3.0 x8 | PCIe 3.0 x8 | PCIe 3.0 x8 | PCIe 3.0 x8 | PCIe 3.0 x8 | PCIe 3.0 x8 |
| Port interface | 6 Gb SATA | 12 Gb SAS | 12 Gb SAS | 12 Gb SAS | 12 Gb SAS | 12 Gb SAS | 12 Gb SAS |
| Number of ports | 8 | 8 | 8 | 8 | 8 | 16 | 8 |
| Connector type | SATA x4 | SFF-8643 x4 | SFF-8643 x4 | SFF-8643 x4 | SFF-8643 x4 | SFF-8643 x4 | SFF-8643 x4 |
| Number of connectors | 2 | 2 | 2 | 2 | 2 | 4 | 2 |
| Drive interface | SATA | SAS, SATA | SAS, SATA | SAS, SATA | SAS, SATA | SAS, SATA | SAS, SATA |
| Drive type | HDD | HDD, SSD, SED | HDD, SSD | HDD, SSD, SED | HDD, SSD, SED | HDD, SSD, SED | HDD, SSD, SED* |
| Hot-swap drive support | No | Yes | Yes | Yes | Yes | Yes | Yes |
| Number of drives | 8 | 8 | 8 | 8 | 8 | 16^ | 8 |
| RAID levels | 0/1/10/5 | 0/1/10/5/50 | 0/1/10/5/50 | 0/1/10/5/50/6/60 | 0/1/10/5/50/6/60 | 0/1/10/5/50/6/60 | None |
| JBOD mode | Yes | Yes | Yes | Yes | Yes | Yes | Yes |
| Cache | None | None | 1 GB | 2 GB | 2 GB | 4 GB; 8 GB | None |
| Cache protection | None | None | None | Flash backup (Included) | Flash backup (Included) | Flash backup (Included) | None |
| SED key management (SafeStore) | No | Yes | No | Yes | Yes | Yes | No |
| SSD I/O acceleration (FastPath) | No | Yes | No | Yes | Yes | Yes | No |
| SSD Caching (CacheCade Pro 2.0) | No | No | No | No | No** | No** | No |
| Consistency check | Yes | Yes | Yes | Yes | Yes | Yes | No |
| Patrol read | Yes | Yes | Yes | Yes | Yes | Yes | No |
| Online capacity expansion | Yes | Yes | Yes | Yes | Yes | Yes | No |
| Online RAID level migration | Yes | Yes | Yes | Yes | Yes | Yes | No |
| Global Hot Spare | Yes | Yes | Yes | Yes | Yes | Yes | No |
| Auto-rebuild | Yes | Yes | Yes | Yes | Yes | Yes | No |

* HBAs do not support key management for SEDs; third-party host software is responsible for managing the keys.

^ Up to 8 drives is supported by the RAID 930-16i in the SR530 server.

** The SSD caching feature has been phased out in the new generation of advanced RAID controllers.

Important: The onboard Intel RSTe is not supported by virtualization hypervisors, including VMware vSphere (ESXi), Linux KVM, Xen, and Microsoft Hyper-V.

For more information, see the list of Product Guides in the following categories:

- RAID adapters
<http://lenovopress.com/servers/options/raid#rt=product-guide>
- Host bus adapters
<http://lenovopress.com/servers/options/hba#rt=product-guide>

Drives for internal storage

The following tables list drive options for the SR530 server.

Table 20. Drive options for internal storage: 3.5-inch non-hot-swap drives

| Description | Part number | Feature code | Maximum quantity |
|---|-------------|--------------|------------------|
| 3.5-inch non-hot-swap HDDs - 6 Gbps SATA | | | |
| ThinkSystem 1TB 7.2K 6Gbps SATA 3.5" Simple Swap 512n HDD | 7XB7A00055 | AUZS | 4 |
| ThinkSystem 2TB 7.2K 6Gbps SATA 3.5" Simple Swap 512n HDD | 7XB7A00056 | AUZT | 4 |
| ThinkSystem 4TB 7.2K 6Gbps SATA 3.5" Simple Swap 512n HDD | 7XB7A00057 | AUZU | 4 |
| ThinkSystem 6TB 7.2K 6Gbps SATA 3.5" Simple Swap 512e HDD | 7XB7A00058 | AXC7 | 4 |
| ThinkSystem 8TB 7.2K 6Gbps SATA 3.5" Simple Swap 512e HDD | 7XB7A00059 | AXC6 | 4 |
| ThinkSystem 10TB 7.2K 6Gbps SATA 3.5" Simple Swap 512e HDD | 7XB7A00060 | AXC8 | 4 |
| 3.5-inch non-hot-swap SSDs - S4500 Entry 6 Gbps SATA | | | |
| ThinkSystem 3.5" Intel S4500 240GB Entry SATA 6Gb Simple Swap SSD | 4XB7A08491 | B2XM | 4 |

Table 21. Drive options for internal storage: 3.5-inch hot-swap drives

| Description | Part number | Feature code | Maximum quantity |
|---|-------------|--------------|------------------|
| 3.5-inch hot-swap HDDs - 12 Gbps SAS | | | |
| ThinkSystem 3.5" 300GB 10K SAS 12Gb Hot Swap 512n HDD | 7XB7A00063 | B1JJ | 4 |
| ThinkSystem 3.5" 300GB 15K SAS 12Gb Hot Swap 512n HDD | 7XB7A00038 | AUU2 | 4 |
| ThinkSystem 3.5" 600GB 15K SAS 12Gb Hot Swap 512n HDD | 7XB7A00039 | AUU3 | 4 |
| ThinkSystem 3.5" 900GB 15K SAS 12Gb Hot Swap 512e HDD | 7XB7A00040 | AUUC | 4 |
| 3.5-inch hot-swap HDDs - 12 Gbps NL SAS | | | |
| ThinkSystem 3.5" 1TB 7.2K SAS 12Gb Hot Swap 512n HDD | 7XB7A00041 | AUU4 | 4 |
| ThinkSystem 3.5" 2TB 7.2K SAS 12Gb Hot Swap 512n HDD | 7XB7A00042 | AUU5 | 4 |
| ThinkSystem 3.5" 4TB 7.2K SAS 12Gb Hot Swap 512n HDD | 7XB7A00043 | AUU6 | 4 |
| ThinkSystem 3.5" 6TB 7.2K SAS 12Gb Hot Swap 512e HDD | 7XB7A00044 | AUU7 | 4 |
| ThinkSystem 3.5" 8TB 7.2K SAS 12Gb Hot Swap 512e HDD | 7XB7A00045 | B0YR | 4 |
| ThinkSystem 3.5" 10TB 7.2K SAS 12Gb Hot Swap 512e HDD | 7XB7A00046 | AUUG | 4 |
| ThinkSystem 3.5" 12TB 7.2K SAS 12Gb Hot Swap 512e HDD | 7XB7A00067 | B117 | 4 |
| ThinkSystem 3.5" 14TB 7.2K SAS 12Gb Hot Swap 512e HDD | 4XB7A13906 | B496 | 4 |
| ThinkSystem 3.5" 16TB 7.2K SAS 12Gb Hot Swap 512e HDD | 4XB7A13911 | B7EZ | 4 |
| 3.5-inch hot-swap HDDs - 6 Gbps NL SATA | | | |
| ThinkSystem 3.5" 1TB 7.2K SATA 6Gb Hot Swap 512n HDD | 7XB7A00049 | AUUF | 4 |
| ThinkSystem 3.5" 2TB 7.2K SATA 6Gb Hot Swap 512n HDD | 7XB7A00050 | AUUD | 4 |
| ThinkSystem 3.5" 4TB 7.2K SATA 6Gb Hot Swap 512n HDD | 7XB7A00051 | AUU8 | 4 |
| ThinkSystem 3.5" 6TB 7.2K SATA 6Gb Hot Swap 512e HDD | 7XB7A00052 | AUUA | 4 |
| ThinkSystem 3.5" 8TB 7.2K SATA 6Gb Hot Swap 512e HDD | 7XB7A00053 | AUU9 | 4 |
| ThinkSystem 3.5" 10TB 7.2K SATA 6Gb Hot Swap 512e HDD | 7XB7A00054 | AUUB | 4 |
| ThinkSystem 3.5" 12TB 7.2K SATA 6Gb Hot Swap 512e HDD | 7XB7A00068 | B118 | 4 |
| ThinkSystem 3.5" 14TB 7.2K SATA 6Gb Hot Swap 512e HDD | 4XB7A13907 | B497 | 4 |
| ThinkSystem 3.5" 16TB 7.2K SATA 6Gb Hot Swap 512e HDD | 4XB7A13914 | B7F0 | 4 |
| 3.5-inch hot-swap HDD SEDs - 12 Gbps NL SAS | | | |
| ThinkSystem 3.5" 4TB 7.2K SAS 12Gb Hot Swap 512n HDD FIPS | 7XB7A00047 | AUUH | 4 |

| Description | Part number | Feature code | Maximum quantity |
|--|-------------|--------------|------------------|
| 3.5-inch hot-swap SSDs - PM1645 Mainstream 12 Gbps SAS | | | |
| ThinkSystem 3.5" PM1645 800GB Mainstream SAS 12Gb Hot Swap SSD | 4XB7A13657 | B4A3 | 4 |
| ThinkSystem 3.5" PM1645 1.6TB Mainstream SAS 12Gb Hot Swap SSD | 4XB7A13658 | B4A4 | 4 |
| 3.5-inch hot-swap SSDs - PM1645a Mainstream 12 Gbps SAS | | | |
| ThinkSystem 3.5" PM1645a 800GB Mainstream SAS 12Gb Hot Swap SSD | 4XB7A17066 | B8HT | 4 |
| ThinkSystem 3.5" PM1645a 1.6TB Mainstream SAS 12Gb Hot Swap SSD | 4XB7A17043 | B8JN | 4 |
| ThinkSystem 3.5" PM1645a 3.2TB Mainstream SAS 12Gb Hot Swap SSD | 4XB7A17067 | B8JK | 4 |
| 3.5-inch hot-swap SSDs - 5100 Mainstream 6 Gbps SATA | | | |
| ThinkSystem 3.5" 5100 3.84TB Mainstream SATA 6Gb Hot Swap SSD | 7SD7A05756 | B115 | 4 |
| 3.5-inch hot-swap SSDs - 5200 Mainstream 6 Gbps SATA | | | |
| ThinkSystem 3.5" 5200 240GB Mainstream SATA 6Gb Hot Swap SSD | 4XB7A10242 | B48D | 4 |
| ThinkSystem 3.5" 5200 480GB Mainstream SATA 6Gb Hot Swap SSD | 4XB7A10243 | B48E | 4 |
| ThinkSystem 3.5" 5200 960GB Mainstream SATA 6Gb Hot Swap SSD | 4XB7A10244 | B48F | 4 |
| ThinkSystem 3.5" 5200 1.92TB Mainstream SATA 6Gb Hot Swap SSD | 4XB7A10245 | B48G | 4 |
| ThinkSystem 3.5" 5200 3.84TB Mainstream SATA 6Gb Hot Swap SSD | 4XB7A10246 | B48H | 4 |
| 3.5-inch hot-swap SSDs - 5300 Mainstream 6 Gbps SATA | | | |
| ThinkSystem 3.5" 5300 240GB Mainstream SATA 6Gb Hot Swap SSD | 4XB7A17096 | B8JL | 4 |
| ThinkSystem 3.5" 5300 480GB Mainstream SATA 6Gb Hot Swap SSD | 4XB7A17097 | B8JF | 4 |
| ThinkSystem 3.5" 5300 960GB Mainstream SATA 6Gb Hot Swap SSD | 4XB7A17098 | B8J0 | 4 |
| ThinkSystem 3.5" 5300 1.92TB Mainstream SATA 6Gb Hot Swap SSD | 4XB7A17099 | B8HR | 4 |
| ThinkSystem 3.5" 5300 3.84TB Mainstream SATA 6Gb Hot Swap SSD | 4XB7A17100 | B8HX | 4 |
| 3.5-inch hot-swap SSDs - S4610 Mainstream 6 Gbps SATA | | | |
| ThinkSystem 3.5" Intel S4610 240GB Mainstream SATA 6Gb Hot Swap SSD | 4XB7A13639 | B49R | 4 |
| ThinkSystem 3.5" Intel S4610 480GB Mainstream SATA 6Gb Hot Swap SSD | 4XB7A13640 | B49S | 4 |
| ThinkSystem 3.5" Intel S4610 960GB Mainstream SATA 6Gb Hot Swap SSD | 4XB7A13641 | B49T | 4 |
| ThinkSystem 3.5" Intel S4610 1.92TB Mainstream SATA 6Gb Hot Swap SSD | 4XB7A13642 | B49U | 4 |
| ThinkSystem 3.5" Intel S4610 3.84TB Mainstream SATA 6Gb Hot Swap SSD | 4XB7A13643 | B49V | 4 |
| 3.5-inch hot-swap SSDs - PM1643 Capacity 12 Gbps SAS | | | |
| ThinkSystem 3.5" PM1643 3.84TB Capacity SAS 12Gb Hot Swap SSD | 4XB7A13649 | B4A8 | 4 |
| 3.5-inch hot-swap SSDs - PM1643a Entry 12 Gbps SAS | | | |
| ThinkSystem 3.5" PM1643a 3.84TB Entry SAS 12Gb Hot Swap SSD | 4XB7A17058 | B91E | 4 |
| 3.5-inch hot-swap SSDs - 5200 Entry 6 Gbps SATA | | | |
| ThinkSystem 3.5" 5200 480GB Entry SATA 6Gb Hot Swap SSD | 4XB7A10158 | B2X7 | 4 |
| ThinkSystem 3.5" 5200 960GB Entry SATA 6Gb Hot Swap SSD | 4XB7A10159 | B2X8 | 4 |
| ThinkSystem 3.5" 5200 1.92TB Entry SATA 6Gb Hot Swap SSD | 4XB7A10160 | B2X9 | 4 |
| ThinkSystem 3.5" 5200 3.84TB Entry SATA 6Gb Hot Swap SSD | 4XB7A10161 | B2XA | 4 |
| ThinkSystem 3.5" 5200 7.68TB Entry SATA 6Gb Hot Swap SSD | 4XB7A10162 | B2XB | 4 |
| 3.5-inch hot-swap SSDs - 5300 Entry 6 Gbps SATA | | | |
| ThinkSystem 3.5" 5300 240GB Entry SATA 6Gb Hot Swap SSD | 4XB7A17081 | B8JB | 4 |
| ThinkSystem 3.5" 5300 480GB Entry SATA 6Gb Hot Swap SSD | 4XB7A17082 | B8J9 | 4 |
| ThinkSystem 3.5" 5300 960GB Entry SATA 6Gb Hot Swap SSD | 4XB7A17083 | B8JC | 4 |
| ThinkSystem 3.5" 5300 1.92TB Entry SATA 6Gb Hot Swap SSD | 4XB7A17084 | B8HZ | 4 |
| ThinkSystem 3.5" 5300 3.84TB Entry SATA 6Gb Hot Swap SSD | 4XB7A17085 | B8HQ | 4 |

| Description | Part number | Feature code | Maximum quantity |
|---|-------------|--------------|------------------|
| ThinkSystem 3.5" 5300 7.68TB Entry SATA 6Gb Hot Swap SSD | 4XB7A17086 | B8J3 | 4 |
| 3.5-inch hot-swap SSDs - PM883 Entry 6 Gbps SATA | | | |
| ThinkSystem 3.5" PM883 240GB Entry SATA 6Gb Hot Swap SSD | 4XB7A17176 | B6TM | 4 |
| ThinkSystem 3.5" PM883 480GB Entry SATA 6Gb Hot Swap SSD | 4XB7A17177 | B6TN | 4 |
| ThinkSystem 3.5" PM883 960GB Entry SATA 6Gb Hot Swap SSD | 4XB7A17178 | B6TP | 4 |
| ThinkSystem 3.5" PM883 1.92TB Entry SATA 6Gb Hot Swap SSD | 4XB7A17179 | B6JY | 4 |
| ThinkSystem 3.5" PM883 3.84TB Entry SATA 6Gb Hot Swap SSD | 4XB7A17180 | B6JZ | 4 |
| 3.5-inch hot-swap SSDs - S4510 Entry 6 Gbps SATA | | | |
| ThinkSystem 3.5" Intel S4510 240GB Entry SATA 6Gb Hot Swap SSD | 4XB7A13625 | B49D | 4 |
| ThinkSystem 3.5" Intel S4510 480GB Entry SATA 6Gb Hot Swap SSD | 4XB7A13626 | B49E | 4 |
| ThinkSystem 3.5" Intel S4510 960GB Entry SATA 6Gb Hot Swap SSD | 4XB7A13627 | B49F | 4 |
| ThinkSystem 3.5" Intel S4510 1.92TB Entry SATA 6Gb Hot Swap SSD | 4XB7A13628 | B49G | 4 |
| ThinkSystem 3.5" Intel S4510 3.84TB Entry SATA 6Gb Hot Swap SSD | 4XB7A13629 | B49H | 4 |
| 3.5-inch hot-swap SSDs - S4500 Entry 6 Gbps SATA | | | |
| ThinkSystem 3.5" Intel S4500 240GB Entry SATA 6Gb Hot Swap SSD | 7SD7A05737 | B0Z3 | 4 |
| ThinkSystem 3.5" Intel S4500 960GB Entry SATA 6Gb Hot Swap SSD | 7SD7A05735 | B0Z5 | 4 |

Table 22. Drive options for internal storage: 2.5-inch hot-swap drives

| Description | Part number | Feature code | Maximum quantity |
|--|-------------|--------------|------------------|
| 2.5-inch hot-swap HDDs - 12 Gbps SAS | | | |
| ThinkSystem 2.5" 300GB 10K SAS 12Gb Hot Swap 512n HDD | 7XB7A00024 | AULY | 8 |
| ThinkSystem 2.5" 300GB 15K SAS 12Gb Hot Swap 512n HDD | 7XB7A00021 | AULV | 8 |
| ThinkSystem 2.5" 600GB 10K SAS 12Gb Hot Swap 512n HDD | 7XB7A00025 | AULZ | 8 |
| ThinkSystem 2.5" 600GB 15K SAS 12Gb Hot Swap 512n HDD | 7XB7A00022 | AULW | 8 |
| ThinkSystem 2.5" 900GB 10K SAS 12Gb Hot Swap 512n HDD | 7XB7A00026 | AUM0 | 8 |
| ThinkSystem 2.5" 900GB 15K SAS 12Gb Hot Swap 512e HDD | 7XB7A00023 | AULX | 8 |
| ThinkSystem 2.5" 1.2TB 10K SAS 12Gb Hot Swap 512n HDD | 7XB7A00027 | AUM1 | 8 |
| ThinkSystem 2.5" 1.8TB 10K SAS 12Gb Hot Swap 512e HDD | 7XB7A00028 | AUM2 | 8 |
| ThinkSystem 2.5" 2.4TB 10K SAS 12Gb Hot Swap 512e HDD | 7XB7A00069 | B0YS | 8 |
| 2.5-inch hot-swap HDDs - 12 Gbps NL SAS | | | |
| ThinkSystem 2.5" 1TB 7.2K SAS 12Gb Hot Swap 512n HDD | 7XB7A00034 | AUM6 | 8 |
| ThinkSystem 2.5" 2TB 7.2K SAS 12Gb Hot Swap 512n HDD | 7XB7A00035 | AUM7 | 8 |
| 2.5-inch hot-swap HDDs - 6 Gbps NL SATA | | | |
| ThinkSystem 2.5" 1TB 7.2K SATA 6Gb Hot Swap 512n HDD | 7XB7A00036 | AUUE | 8 |
| ThinkSystem 2.5" 2TB 7.2K SATA 6Gb Hot Swap 512e HDD | 7XB7A00037 | AUUJ | 8 |
| 2.5-inch hot-swap HDD SEDs - 12 Gbps SAS | | | |
| ThinkSystem 2.5" 300GB 10K SAS 12Gb Hot Swap 512n HDD SED | 7XB7A00030 | AUM4 | 8 |
| ThinkSystem 2.5" 600GB 10K SAS 12Gb Hot Swap 512n HDD SED | 7XB7A00031 | AUM5 | 8 |
| 2.5-inch hot-swap SSDs - PM1645 Mainstream 12 Gbps SAS | | | |
| ThinkSystem 2.5" PM1645 800GB Mainstream SAS 12Gb Hot Swap SSD | 4XB7A13653 | B4A0 | 8 |
| ThinkSystem 2.5" PM1645 1.6TB Mainstream SAS 12Gb Hot Swap SSD | 4XB7A13654 | B4A1 | 8 |
| ThinkSystem 2.5" PM1645 3.2TB Mainstream SAS 12Gb Hot Swap SSD | 4XB7A13655 | B4A2 | 8 |

| Description | Part number | Feature code | Maximum quantity |
|--|-------------|--------------|------------------|
| 2.5-inch hot-swap SSDs - PM1645a Mainstream 12 Gbps SAS | | | |
| ThinkSystem 2.5" PM1645a 800GB Mainstream SAS 12Gb Hot Swap SSD | 4XB7A17062 | B8HU | 8 |
| ThinkSystem 2.5" PM1645a 1.6TB Mainstream SAS 12Gb Hot Swap SSD | 4XB7A17063 | B8J4 | 8 |
| ThinkSystem 2.5" PM1645a 3.2TB Mainstream SAS 12Gb Hot Swap SSD | 4XB7A17064 | B8JD | 8 |
| 2.5-inch hot-swap SSDs - 5100 Mainstream 6 Gbps SATA | | | |
| ThinkSystem 2.5" 5100 3.84TB Mainstream SATA 6Gb Hot Swap SSD | 7SD7A05761 | B110 | 8 |
| 2.5-inch hot-swap SSDs - 5200 Mainstream 6 Gbps SATA | | | |
| ThinkSystem 2.5" 5200 240GB Mainstream SATA 6Gb Hot Swap SSD | 4XB7A10237 | B488 | 8 |
| ThinkSystem 2.5" 5200 480GB Mainstream SATA 6Gb Hot Swap SSD | 4XB7A10238 | B489 | 8 |
| ThinkSystem 2.5" 5200 960GB Mainstream SATA 6Gb Hot Swap SSD | 4XB7A10239 | B48A | 8 |
| ThinkSystem 2.5" 5200 1.92TB Mainstream SATA 6Gb Hot Swap SSD | 4XB7A10240 | B48B | 8 |
| ThinkSystem 2.5" 5200 3.84TB Mainstream SATA 6Gb Hot Swap SSD | 4XB7A10241 | B48C | 8 |
| 2.5-inch hot-swap SSDs - 5300 Mainstream 6 Gbps SATA | | | |
| ThinkSystem 2.5" 5300 240GB Mainstream SATA 6Gb Hot Swap SSD | 4XB7A17087 | B8J1 | 8 |
| ThinkSystem 2.5" 5300 480GB Mainstream SATA 6Gb Hot Swap SSD | 4XB7A17088 | B8HY | 8 |
| ThinkSystem 2.5" 5300 960GB Mainstream SATA 6Gb Hot Swap SSD | 4XB7A17089 | B8J6 | 8 |
| ThinkSystem 2.5" 5300 1.92TB Mainstream SATA 6Gb Hot Swap SSD | 4XB7A17090 | B8JE | 8 |
| ThinkSystem 2.5" 5300 3.84TB Mainstream SATA 6Gb Hot Swap SSD | 4XB7A17091 | B8J7 | 8 |
| 2.5-inch hot-swap SSDs - S4610 Mainstream 6 Gbps SATA | | | |
| ThinkSystem 2.5" Intel S4610 240GB Mainstream SATA 6Gb Hot Swap SSD | 4XB7A13633 | B49L | 8 |
| ThinkSystem 2.5" Intel S4610 480GB Mainstream SATA 6Gb Hot Swap SSD | 4XB7A13634 | B49M | 8 |
| ThinkSystem 2.5" Intel S4610 960GB Mainstream SATA 6Gb Hot Swap SSD | 4XB7A13635 | B49N | 8 |
| ThinkSystem 2.5" Intel S4610 1.92TB Mainstream SATA 6Gb Hot Swap SSD | 4XB7A13636 | B49P | 8 |
| ThinkSystem 2.5" Intel S4610 3.84TB Mainstream SATA 6Gb Hot Swap SSD | 4XB7A13637 | B49Q | 8 |
| 2.5-inch hot-swap SSDs - PM1643 Capacity 12 Gbps SAS | | | |
| ThinkSystem 2.5" PM1643 3.84TB Capacity SAS 12Gb Hot Swap SSD | 4XB7A13645 | B4A7 | 8 |
| ThinkSystem 2.5" PM1643 7.68TB Capacity SAS 12Gb Hot Swap SSD | 4XB7A13646 | B4A6 | 8 |
| 2.5-inch hot-swap SSDs - PM1643a Entry 12 Gbps SAS | | | |
| ThinkSystem 2.5" PM1643a 960GB Entry SAS 12Gb Hot Swap SSD | 4XB7A38175 | B91A | 8 |
| ThinkSystem 2.5" PM1643a 1.92TB Entry SAS 12Gb Hot Swap SSD | 4XB7A38176 | B91B | 8 |
| ThinkSystem 2.5" PM1643a 3.84TB Entry SAS 12Gb Hot Swap SSD | 4XB7A17054 | B91C | 8 |
| ThinkSystem 2.5" PM1643a 7.68TB Entry SAS 12Gb Hot Swap SSD | 4XB7A17055 | B91D | 8 |
| 2.5-inch hot-swap SSDs - 5200 Entry 6 Gbps SATA | | | |
| ThinkSystem 2.5" 5200 480GB Entry SATA 6Gb Hot Swap SSD | 4XB7A10153 | B2X2 | 8 |
| ThinkSystem 2.5" 5200 960GB Entry SATA 6Gb Hot Swap SSD | 4XB7A10154 | B2X3 | 8 |
| ThinkSystem 2.5" 5200 1.92TB Entry SATA 6Gb Hot Swap SSD | 4XB7A10155 | B2X4 | 8 |
| ThinkSystem 2.5" 5200 3.84TB Entry SATA 6Gb Hot Swap SSD | 4XB7A10156 | B2X5 | 8 |
| ThinkSystem 2.5" 5200 7.68TB Entry SATA 6Gb Hot Swap SSD | 4XB7A10157 | B2X6 | 8 |
| 2.5-inch hot-swap SSDs - 5210 Entry 6 Gbps SATA | | | |
| ThinkSystem 2.5" 5210 960GB Entry SATA 6Gb Hot Swap QLC SSD | 4XB7A38185 | B9AC | 8 |
| ThinkSystem 2.5" 5210 1.92TB Entry SATA 6Gb Hot Swap QLC SSD | 4XB7A38144 | B7EW | 8 |
| ThinkSystem 2.5" 5210 3.84TB Entry SATA 6Gb Hot Swap QLC SSD | 4XB7A38145 | B7EX | 8 |
| ThinkSystem 2.5" 5210 7.68TB Entry SATA 6Gb Hot Swap QLC SSD | 4XB7A38146 | B7EY | 8 |

| Description | Part number | Feature code | Maximum quantity |
|---|-------------|--------------|------------------|
| 2.5-inch hot-swap SSDs - 5300 Entry 6 Gbps SATA | | | |
| ThinkSystem 2.5" 5300 240GB Entry SATA 6Gb Hot Swap SSD | 4XB7A17075 | B8HV | 8 |
| ThinkSystem 2.5" 5300 480GB Entry SATA 6Gb Hot Swap SSD | 4XB7A17076 | B8JM | 8 |
| ThinkSystem 2.5" 5300 960GB Entry SATA 6Gb Hot Swap SSD | 4XB7A17077 | B8HP | 8 |
| ThinkSystem 2.5" 5300 1.92TB Entry SATA 6Gb Hot Swap SSD | 4XB7A17078 | B8J5 | 8 |
| ThinkSystem 2.5" 5300 3.84TB Entry SATA 6Gb Hot Swap SSD | 4XB7A17079 | B8JP | 8 |
| ThinkSystem 2.5" 5300 7.68TB Entry SATA 6Gb Hot Swap SSD | 4XB7A17080 | B8J2 | 8 |
| 2.5-inch hot-swap SSDs - PM883 Entry 6 Gbps SATA | | | |
| ThinkSystem 2.5" PM883 240GB Entry SATA 6Gb Hot Swap SSD | 4XB7A10195 | B34H | 8 |
| ThinkSystem 2.5" PM883 480GB Entry SATA 6Gb Hot Swap SSD | 4XB7A10196 | B34J | 8 |
| ThinkSystem 2.5" PM883 960GB Entry SATA 6Gb Hot Swap SSD | 4XB7A10197 | B34K | 8 |
| ThinkSystem 2.5" PM883 1.92TB Entry SATA 6Gb Hot Swap SSD | 4XB7A10198 | B34L | 8 |
| ThinkSystem 2.5" PM883 3.84TB Entry SATA 6Gb Hot Swap SSD | 4XB7A10199 | B34M | 8 |
| ThinkSystem 2.5" PM883 7.68TB Entry SATA 6Gb Hot Swap SSD | 4XB7A10200 | B4D2 | 8 |
| 2.5-inch hot-swap SSDs - S4500 Entry 6 Gbps SATA | | | |
| ThinkSystem 2.5" Intel S4500 240GB Entry SATA 6Gb Hot Swap SSD | 7SD7A05742 | B0YY | 8 |
| ThinkSystem 2.5" Intel S4500 960GB Entry SATA 6Gb Hot Swap SSD | 7SD7A05740 | B0Z0 | 8 |
| 2.5-inch hot-swap SSDs - S4510 Entry 6 Gbps SATA | | | |
| ThinkSystem 2.5" Intel S4510 240GB Entry SATA 6Gb Hot Swap SSD | 4XB7A10247 | B498 | 8 |
| ThinkSystem 2.5" Intel S4510 480GB Entry SATA 6Gb Hot Swap SSD | 4XB7A10248 | B499 | 8 |
| ThinkSystem 2.5" Intel S4510 960GB Entry SATA 6Gb Hot Swap SSD | 4XB7A10249 | B49A | 8 |
| ThinkSystem 2.5" Intel S4510 1.92TB Entry SATA 6Gb Hot Swap SSD | 4XB7A13622 | B49B | 8 |
| ThinkSystem 2.5" Intel S4510 3.84TB Entry SATA 6Gb Hot Swap SSD | 4XB7A13623 | B49C | 8 |

Table 23. Drive options for internal storage: M.2 non-hot-swap drives

| Description | Part number | Feature code | Maximum quantity |
|--|-------------|--------------|------------------|
| ThinkSystem M.2 32GB SATA 6Gbps Non-Hot-Swap SSD | 7N47A00129 | AUUL | 2 |
| ThinkSystem M.2 128GB SATA 6Gbps Non-Hot-Swap SSD | 7N47A00130 | AUUV | 2 |
| ThinkSystem M.2 5100 240GB SATA 6Gbps Non-Hot Swap SSD | 4XB7A14049 | B5S4 | 2 |
| ThinkSystem M.2 5300 240GB SATA 6Gbps Non-Hot Swap SSD | 4XB7A17071 | B8HS | 2 |
| ThinkSystem M.2 5100 480GB SATA 6Gbps Non-Hot Swap SSD | 7SD7A05703 | B11V | 2 |
| ThinkSystem M.2 5300 480GB SATA 6Gbps Non-Hot Swap SSD | 4XB7A17073 | B919 | 2 |

Optical drives

The SR530 server supports the external USB optical drive option listed in the following table.

Table 24. Optical drive

| Description | Part number | Feature code | Maximum quantity |
|--|-------------|--------------|------------------|
| ThinkSystem External USB DVD RW Optical Disk Drive | 7XA7A05926 | AVV8 | 1 |

The External USB DVD RW Optical Disk Drive supports the following types of media: CD-ROM, CD-R, CD-RW, DVD-R, DVD+R, DVD-ROM, DVD-RW, and DVD+RW.

I/O expansion

The SR530 server supports one LOM card slot and up to three PCIe slots with different riser cards installed into two riser sockets on the system planar (one riser socket supports installation of one riser card).

The slot form factors are as follows:

- LOM card slot
- Slot 1: PCIe 3.0 x8; low profile
- Slot 2: PCIe 3.0 x16 or ML2 x8; low profile or full-height, half-length
- Slot 3: PCIe 3.0 x8 or x16; low profile

Configuration notes:

- PCIe x16 slot 3 requires the second processor to be installed.
- The COM Port Upgrade Kit is installed in place of one of the PCIe slots 1, 2, or 3.

The locations of the PCIe slots are shown in the following figure.




Figure 7. Slot locations

Riser 1 supplies slots 1 and 2, and Riser 2 supplies slot 3. The slots that are available for use depend on the number of riser cards that are installed and whether the second processor is installed, as shown in the following table.

Table 25. Slots available for use

| Riser Card 1 | Riser Card 2 | Slots available for use | |
|------------------------------|--------------|-------------------------|-------------|
| | | Processor 1 | Processor 2 |
| None | None | LOM | - |
| None | PCIe x8 | LOM, 3 | - |
| None | PCIe x16 | LOM | 3 |
| PCIe x8/x16 or PCIe x8/x8ML2 | None | LOM, 1, 2 | - |

| Riser Card 1 | Riser Card 2 | Slots available for use | |
|------------------------------|--------------|-------------------------|-------------|
| | | Processor 1 | Processor 2 |
| PCIe x8/x16 or PCIe x8/x8ML2 | PCIe x8 | LOM, 1, 2, 3 | - |
| PCIe x8/x16 or PCIe x8/x8ML2 | PCIe x16 | LOM, 1, 2 | 3 |

The following table lists available PCIe riser card options.

Table 26. PCIe riser cards and miscellaneous options

| Description | Part number | Feature code | Maximum quantity |
|---|-------------|--------------|------------------|
| x8 Riser Card 1 options (Riser card 1 supplies slots 1 and 2) | | | |
| ThinkSystem SR530/SR570/SR630 x8/x16 PCIe LP+LP Riser 1 Kit | 7XH7A02682 | AUWC | 1 |
| ThinkSystem SR530/SR570/SR630 x8/x16 PCIe LP+FH Riser 1 Kit | 7XH7A05893 | None* | 1 |
| ThinkSystem SR530/SR570 x8/x8ML2 PCIe LP+LP Riser 1 Kit | 7XH7A05892 | AV0X | 1 |
| Riser Card 2 option (Riser card 2 supplies slot 3) | | | |
| ThinkSystem SR530/SR570/SR630 x16 PCIe LP Riser 2 Kit | 7XH7A02685 | AUWA | 1 |
| ThinkSystem SR530/SR570 x8 PCIe LP Riser 2 Kit | 7XH7A05891 | AV0W | 1 |
| Serial port upgrade kit | | | |
| ThinkSystem COM Port Upgrade Kit | 7Z17A02577 | AUSL | 1 |

* The LP+FH Riser 1 can be factory-installed by selecting the feature codes AUWC (LP+LP Riser 1) and AUWS (LP+FH Bracket).

The COM Port Upgrade Kit, part number 7Z17A02577, is used for mounting the external serial port on the rear of the SR530. This option includes the bracket and the cable. The COM Port option is mounted in place of one of the PCIe slots 1, 2, or 3.

Network adapters

The SR530 server has two onboard 1 GbE ports (no 10/100 Mb support) and up to two additional onboard 1/10 GbE network ports (no 10/100 Mb support) with optional LOM cards. Onboard ports and LOM cards use the Intel Ethernet Connection X722 1/10 GbE technology integrated into the Intel C622 Platform Controller Hub (PCH). The server also supports ML2 adapters that are installed in the custom ML2 slot provided by an ML2 riser card. The LOM cards support direct connectivity to the XClarity Controller via the Network Controller Sideband Interface (NSCI) for out-of-band systems management.

Note: ML2 network adapters do not support NSCI when used in the SR530 server.

The integrated Intel Ethernet Connection X722 has the following features:

- Two 1 Gb Ethernet ports (no 10/100 Mb Ethernet support)
- Two 1/10 Gb Ethernet capable ports (no 10/100 Mb Ethernet support)
- NIC Teaming (load balancing and failover)
- Data Center Bridging
- iWARP (RDMA over IP)
- VMDq and SR-IOV virtualization (10 Gb speeds only, 4 PFs, 128 VFs per device)
- IEEE 802.1q Virtual Local Area Networks (VLANs)
- NVGRE, VXLAN, IPinGRE, and MACinUDP network virtualization
- IEEE 802.1Qbg Edge Virtual Bridging
- TCP, IP, and UDP checksum offload
- Large Send Offload (LSO) and Generic Send Offload (GSO)
- Receive Side Scaling (RSS) for TCP and UDP traffic
- Jumbo frames up to 9.5 Kbytes

The following table lists the network adapters that are supported with the SR530 server.

Table 27. Network adapters

| Description | Part number | Feature code | Max qty | I/O slots supported |
|--|-------------|--------------|---------|---------------------|
| LOM cards - 1 Gb Ethernet | | | | |
| ThinkSystem 1Gb 2-port RJ45 LOM | 7ZT7A00544 | AUKG | 1 | LOM slot |
| LOM cards - 10 Gb Ethernet | | | | |
| ThinkSystem 10Gb 2-port Base-T LOM | 7ZT7A00548 | AUKL | 1 | LOM slot |
| ThinkSystem 10Gb 2-port SFP+ LOM | 7ZT7A00546 | AUKJ | 1* | LOM slot |
| ML2 adapters - 10 Gb Ethernet | | | | |
| Broadcom NX-E ML2 10Gb 2-Port Base-T Ethernet Adapter | 7ZT7A00497 | AUKQ | 1 | 2 (ML2) |
| Emulex VFA5.2 ML2 Dual Port 10GbE SFP+ Adapter | 00AG560 | AT7U | 1* | 2 (ML2) |
| Emulex VFA5.2 ML2 2x10 GbE SFP+ Adapter and FCoE/iSCSI SW | 01CV770 | AU7Z | 1* | 2 (ML2) |
| Intel X710-DA2 ML2 2x10GbE SFP+ Adapter | 00JY940 | ATRH | 1* | 2 (ML2) |
| PCIe Low Profile adapters - 1 Gb Ethernet | | | | |
| Broadcom 5720 1GbE RJ45 2-Port PCIe Ethernet Adapter | 7ZT7A00482 | AUZX | 3 | 1, 2, 3 |
| Broadcom 5719 1GbE RJ45 4-Port PCIe Ethernet Adapter | 7ZT7A00484 | AUZV | 3 | 1, 2, 3 |
| ThinkSystem I350-F1 PCIe 1Gb 1-Port SFP Ethernet Adapter | 7ZT7A00533 | AUZZ | 3 | 1, 2, 3 |
| ThinkSystem I350-T2 PCIe 1Gb 2-Port RJ45 Ethernet Adapter | 7ZT7A00534 | AUZY | 3 | 1, 2, 3 |
| ThinkSystem I350-T4 PCIe 1Gb 4-Port RJ45 Ethernet Adapter | 7ZT7A00535 | AUZW | 3 | 1, 2, 3 |
| PCIe Low Profile adapters - 10 Gb Ethernet | | | | |
| Broadcom 57416 10GBASE-T 2-Port PCIe Ethernet Adapter | 7ZT7A00496 | AUKP | 3 | 1, 2, 3 |
| Emulex VFA5.2 2x10 GbE SFP+ PCIe Adapter | 00AG570 | AT7S | 3* | 1, 2, 3 |
| Emulex VFA5.2 2x10 GbE SFP+ Adapter and FCoE/iSCSI SW | 00AG580 | AT7T | 3* | 1, 2, 3 |
| Intel X550-T2 Dual Port 10GBase-T Adapter | 00MM860 | ATPX | 3 | 1, 2, 3 |
| Intel X710-DA2 PCIe 10Gb 2-Port SFP+ Ethernet Adapter | 7ZT7A00537 | AUKX | 3* | 1, 2, 3 |
| QLogic QL41134 PCIe 10Gb 4-Port Base-T Ethernet Adapter | 4XC7A08225 | B31G | 3 | 1, 2, 3 |
| PCIe Full Height adapters - 10 Gb Ethernet | | | | |
| Emulex OCE14104B-NX PCIe 10Gb 4-Port SFP+ Ethernet Adapter | 7ZT7A00493 | AUKN | 1* | 2 |
| PCIe Low Profile adapters - 25 Gb Ethernet | | | | |
| Broadcom 57412 10/25GbE SFP28 1-Port PCIe Ethernet Adapter | 7ZT7A00505 | AUKS | 3* | 1, 2, 3 |
| PCIe Low Profile adapters - Omni-Path | | | | |
| Intel OPA 100 Series Single-port PCIe 3.0 x16 HFA | 00WE027 | AU0B | 1 / 2#* | 2, 3 |

The maximum quantity shown is with one processor / two processors.

* The adapter comes without transceivers or cables; for ordering transceivers or cables, see the configuration notes below the table.

Configuration notes:

- ML2 network adapters are supported in the ML2 x8 slot 2 supplied by the x8/x8ML2 Riser Card 1 (7XH7A05892).
- PCIe full-height network adapters are supported in the full-height PCIe x16 slot 2 supplied by the PCIe x8/x16 LP+FH Riser Card 1 (7XH7A05893).
- Omni-Path adapters are supported in the low profile or full-height PCIe x16 slots supplied by the riser cards 1 and 2.
- PCIe Low Profile network adapters (except Omni-Path adapters) are supported in the low profile and full-height PCIe x8 and x16 slots supplied by the riser cards 1 and 2. The PCIe x16 slot 3 requires the second processor to be installed.

- Some adapters require supported transceivers or DAC cables to be purchased for the adapter. The maximum number of transceivers or cables that are supported per adapter equals the quantity of the adapter ports, and all adapter ports must have the same type of the transceiver or cable selected. The following transceiver and cables can be purchased:
 - [UTP cables for 10 GbE and 1 GbE RJ-45 adapters](#)
 - [Transceivers and cables for 10 GbE SFP+ adapters](#)
 - [Transceivers and cables for 25 GbE SFP28 adapters](#)
 - [Cables for Intel Omni-Path QSFP28 adapters](#)

The following table lists cables for the 10 GbE and 1 GbE RJ-45 adapters.

Table 28. Cables for 10 GbE and 1 GbE RJ-45 adapters

| Description | Part number | Feature code |
|---|-------------|--------------|
| UTP Category 6 cables (Green) for 10 GbE and 1 GbE RJ-45 adapters | | |
| 0.75m Cat6 Green Cable | 00WE123 | AVFW |
| 1.0m Cat6 Green Cable | 00WE127 | AVFX |
| 1.25m Cat6 Green Cable | 00WE131 | AVFY |
| 1.5m Cat6 Green Cable | 00WE135 | AVFZ |
| 3m Cat6 Green Cable | 00WE139 | AVG0 |
| 10m Cat6 Green Cable | 90Y3718 | A1MT |
| 25m Cat6 Green Cable | 90Y3727 | A1MW |
| UTP Category 5e cables (Blue) for 1 GbE RJ-45 adapters | | |
| 0.75m Blue Cat5e Cable | 00WE111 | AVFT |
| 1.0m Blue Cat5e Cable | 00WE115 | AVFU |
| 1.25m Blue Cat5e Cable | 00WE119 | AVFV |
| 3m Blue Cat5e Cable | 40K5581 | 3803 |
| 10m Blue Cat5e Cable | 40K8927 | 3804 |
| 25m Blue Cat5e Cable | 40K8930 | 3805 |
| UTP Category 5e cables (Green) for 1 GbE RJ-45 adapters | | |
| 0.75m Green Cat5e Cable | 00WE099 | AVFQ |
| 1.0m Green Cat5e Cable | 00WE103 | AVFR |
| 1.25m Green Cat5e Cable | 00WE107 | AVFS |
| 1.5m Green Cat5e Cable | 40K5643 | 3797 |
| 3m Green Cat5e Cable | 40K5793 | 3798 |
| 10m Green Cat5e Cable | 40K5794 | 3799 |
| 25m Green Cat5e Cable | 40K8869 | 3800 |

The following table lists transceivers and cables for the 10 GbE SFP+ adapters.

Table 29. Transceivers and cables for 10 GbE SFP+ adapters

| Description | Part number | Feature code |
|---|-------------|--------------|
| 10 GbE SFP+ SR transceivers for 10 GbE SFP+ adapters | | |
| Lenovo 10GBASE-SR SFP+ Transceiver | 46C3447 | 5053 |
| Lenovo 10GBASE-LR SFP+ Transceiver | 00FE331 | B0RJ |
| Optical cables for 10 GbE SFP+ SR transceivers | | |
| Lenovo 0.5m LC-LC OM3 MMF Cable | 00MN499 | ASR5 |
| Lenovo 1m LC-LC OM3 MMF Cable | 00MN502 | ASR6 |
| Lenovo 3m LC-LC OM3 MMF Cable | 00MN505 | ASR7 |
| Lenovo 5m LC-LC OM3 MMF Cable | 00MN508 | ASR8 |
| Lenovo 10m LC-LC OM3 MMF Cable | 00MN511 | ASR9 |
| Lenovo 15m LC-LC OM3 MMF Cable | 00MN514 | ASRA |
| Lenovo 25m LC-LC OM3 MMF Cable | 00MN517 | ASRB |
| Lenovo 30m LC-LC OM3 MMF Cable | 00MN520 | ASRC |
| Passive SFP+ DAC cables for 10 GbE SFP+ adapters | | |
| Lenovo 0.5m Passive SFP+ DAC Cable | 00D6288 | A3RG |
| Lenovo 1m Passive SFP+ DAC Cable | 90Y9427 | A1PH |
| Lenovo 1.5m Passive SFP+ DAC Cable | 00AY764 | A51N |
| Lenovo 2m Passive SFP+ DAC Cable | 00AY765 | A51P |
| Lenovo 3m Passive SFP+ DAC Cable | 90Y9430 | A1PJ |
| Lenovo 5m Passive SFP+ DAC Cable | 90Y9433 | A1PK |
| Lenovo 7m Passive SFP+ DAC Cable | 00D6151 | A3RH |
| Active SFP+ DAC cables for 10 GbE SFP+ adapters* | | |
| Lenovo 1m Active DAC SFP+ Cable | 00VX111 | AT2R |
| Lenovo 3m Active DAC SFP+ Cable | 00VX114 | AT2S |
| Lenovo 5m Active DAC SFP+ Cable | 00VX117 | AT2T |
| SFP+ active optical cables for 10 GbE SFP+ adapters | | |
| Lenovo 1m SFP+ to SFP+ Active Optical Cable | 00YL634 | ATYX |
| Lenovo 3m SFP+ to SFP+ Active Optical Cable | 00YL637 | ATYY |
| Lenovo 5m SFP+ to SFP+ Active Optical Cable | 00YL640 | ATYZ |
| Lenovo 7m SFP+ to SFP+ Active Optical Cable | 00YL643 | ATZ0 |
| Lenovo 15m SFP+ to SFP+ Active Optical Cable | 00YL646 | ATZ1 |
| Lenovo 20m SFP+ to SFP+ Active Optical Cable | 00YL649 | ATZ2 |

* The Emulex VFA5.2 ML2 (00AG560 and 01CV770) and PCIe (00AG570 and 00AG580) network adapters do not support active SFP+ DAC cables.

The following table lists transceivers and cables for the 25 GbE SFP28 adapters.

Table 30. Transceivers and cables for 25 GbE SFP28 adapters

| Description | Part number | Feature code |
|---|-------------|--------------|
| 25 GbE SFP28 SR transceivers for 25 GbE SFP28 adapters | | |
| Lenovo 25GBase-SR SFP28 Transceiver | 7G17A03537 | AV1B |
| Optical cables for 25 GbE SFP28 SR transceivers | | |
| Lenovo 0.5m LC-LC OM3 MMF Cable | 00MN499 | ASR5 |
| Lenovo 1m LC-LC OM3 MMF Cable | 00MN502 | ASR6 |
| Lenovo 3m LC-LC OM3 MMF Cable | 00MN505 | ASR7 |
| Lenovo 5m LC-LC OM3 MMF Cable | 00MN508 | ASR8 |
| Lenovo 10m LC-LC OM3 MMF Cable | 00MN511 | ASR9 |
| Lenovo 15m LC-LC OM3 MMF Cable | 00MN514 | ASRA |
| Lenovo 25m LC-LC OM3 MMF Cable | 00MN517 | ASRB |
| Lenovo 30m LC-LC OM3 MMF Cable | 00MN520 | ASRC |
| Passive copper cables for 25 GbE SFP28 network adapters | | |
| Lenovo 1m Passive 25G SFP28 DAC Cable | 7Z57A03557 | AV1W |
| Lenovo 3m Passive 25G SFP28 DAC Cable | 7Z57A03558 | AV1X |
| Lenovo 5m Passive 25G SFP28 DAC Cable | 7Z57A03559 | AV1Y |
| Active optical cables for 25 GbE SFP28 network adapters | | |
| Lenovo 3m 25G SFP28 Active Optical Cable | 7Z57A03541 | AV1F |
| Lenovo 5m 25G SFP28 Active Optical Cable | 7Z57A03542 | AV1G |
| Lenovo 10m 25G SFP28 Active Optical Cable | 7Z57A03543 | AV1H |
| Lenovo 15m 25G SFP28 Active Optical Cable | 7Z57A03544 | AV1J |
| Lenovo 20m 25G SFP28 Active Optical Cable | 7Z57A03545 | AV1K |

The following table lists cables for the Intel Omni-Path QSFP28 adapters.

Table 31. Cables for Intel Omni-Path QSFP28 adapters

| Description | Part number | Feature code |
|---|-------------|--------------|
| Passive copper cables for Intel Omni-Path QSFP28 adapters | | |
| 0.5m Intel OPA 100 Series Passive Copper QSFP28 Cable | 00WE031 | AU0E |
| 0.75m Intel OPA 100 Series Passive Copper QSFP28 Cable | 00WE035 | AU0F |
| 1m Intel OPA 100 Series Passive Copper QSFP28 Cable | 00WE039 | AU0G |
| 1.25m Intel OPA 100 Series Passive Copper QSFP28 Cable | 00WE043 | AU0H |
| 1.5m Intel OPA 100 Series Passive Copper QSFP28 Cable | 00WE047 | AU0J |
| 2m Intel OPA 100 Series Passive Copper QSFP28 Cable | 00WE051 | AU0K |
| Active optical cables for Intel Omni-Path QSFP28 adapters | | |
| 5m Intel OPA 100 Series Active Optical QSFP28 Cable | 00WE059 | AU0M |
| 15m Intel OPA 100 Series Active Optical QSFP28 Cable | 00WE067 | AU0P |
| 20m Intel OPA 100 Series Active Optical QSFP28 Cable | 00WE071 | AU0Q |

For more information, see the list of Product Guides in the following categories:

- Ethernet Adapters
<http://lenovopress.com/servers/options/ethernet#rt=product-guide>
- InfiniBand / OPA Adapters
<http://lenovopress.com/servers/options/infiniband#rt=product-guide>

SAS adapters for external storage

The following table lists SAS RAID controllers and HBAs for external storage attachments that are supported by the SR530 server.

Table 32. SAS RAID adapters and HBAs for external storage

| Description | Part number | Feature code | Maximum quantity | I/O slots supported |
|---|-------------|--------------|------------------|---------------------|
| 12 Gbps SAS RAID adapters | | | | |
| ThinkSystem RAID 930-8e 4GB Flash PCIe 12Gb Adapter | 7Y37A01087 | AUNQ | 2 | 1, 2, 3 |
| 12 Gbps SAS HBAs | | | | |
| ThinkSystem 430-8e SAS/SATA 12Gb HBA | 7Y37A01090 | AUNR | 2 | 1, 2, 3 |
| ThinkSystem 430-16e SAS/SATA 12Gb HBA | 7Y37A01091 | AUNN | 2 | 1, 2, 3 |

Configuration notes:

- Low profile SAS RAID controllers and HBAs for external storage are supported in the low profile and full-high PCIe x8 and x16 slots supplied by the riser cards 1 and 2. The PCIe x16 slot 3 requires the second processor to be installed.
- The total quantity of the RAID 730-8i 2GB, RAID 930-8i, RAID 930-16i, and RAID 930-8e controllers in a supported combination in the server must not exceed 2 (up to 2 supercapacitors can be mounted in the server).

The following table summarizes features of supported RAID controllers and HBAs for external storage.

Table 33. Features and specifications of the RAID controllers and HBAs for external storage

| Feature | RAID 930-8e | 430-8e HBA | 430-16e HBA |
|--------------------------------|-------------------------|----------------|----------------|
| Form factor | PCIe LP | PCIe LP | PCIe LP |
| SAS controller chip | SAS3516 | SAS3408 | SAS3416 |
| Host interface | PCIe 3.0 x8 | PCIe 3.0 x8 | PCIe 3.0 x8 |
| Port interface | 12 Gb SAS | 12 Gb SAS | 12 Gb SAS |
| Number of ports | 8 | 8 | 16 |
| Connector type | SFF-8644 x4 | SFF-8644 x4 | SFF-8644 x4 |
| Number of connectors | 2 | 2 | 4 |
| Drive interface | SAS, SATA | SAS, SATA | SAS, SATA |
| Drive type | HDD, SSD, SED | HDD, SSD, SED* | HDD, SSD, SED* |
| Hot-swap drive support | Yes | Yes | Yes |
| Number of devices | 240 | 1024 | 1024 |
| RAID levels | 0/1/10/5/50/6/60 | None | None |
| JBOD mode | Yes | Yes | Yes |
| Cache | 4 GB | None | None |
| Cache protection | Flash backup (Included) | None | None |
| SED key management (SafeStore) | Yes | No | No |

| Feature | RAID 930-8e | 430-8e HBA | 430-16e HBA |
|---------------------------------|-------------|------------|-------------|
| SSD I/O acceleration (FastPath) | Yes | No | No |
| SSD Caching (CacheCade Pro 2.0) | No** | No | No |
| Consistency check | Yes | No | No |
| Patrol read | Yes | No | No |
| Online capacity expansion | Yes | No | No |
| Online RAID level migration | Yes | No | No |
| Global Hot Spare | Yes | No | No |
| Auto-rebuild | Yes | No | No |

* HBAs do not support key management for SEDs; third-party host software is responsible for managing the keys.

** The SSD caching feature has been phased out in the new generation of advanced RAID controllers.

For more information, see the list of Product Guides in the following categories:

- RAID adapters
<http://lenovopress.com/servers/options/raid#rt=product-guide>
- Host bus adapters
<http://lenovopress.com/servers/options/hba#rt=product-guide>

Fibre Channel host bus adapters

The following table lists Fibre Channel HBAs supported by the SR530 server.

Table 34. Fibre Channel HBAs

| Description | Part number | Feature code | Maximum quantity | I/O slots supported |
|---|-------------|--------------|------------------|---------------------|
| 16 Gb Fibre Channel - PCIe | | | | |
| Emulex 16Gb Gen6 FC Single-port HBA | 01CV830 | ATZU | 3 | 1, 2, 3 |
| Emulex 16Gb Gen6 FC Dual-port HBA | 01CV840 | ATZV | 3 | 1, 2, 3 |
| QLogic 16Gb Enhanced Gen5 FC Single-port HBA | 01CV750 | ATZB | 3 | 1, 2, 3 |
| QLogic 16Gb Enhanced Gen5 FC Dual-port HBA | 01CV760 | ATZC | 3 | 1, 2, 3 |
| 8 Gb Fibre Channel - PCIe (available only in PRC and Asia Pacific) | | | | |
| Emulex LPe12002-M8-L PCIe 8Gb 2-Port SFP+ FC HBA | 4XC7A08221 | B0X0 | 3 | 1, 2, 3 |
| Emulex LPe12000-M8-L PCIe 8Gb 1-Port SFP+ FC HBA | 4XC7A08220 | B0WZ | 3 | 1, 2, 3 |

Configuration note: FC HBAs are supported in the low profile and full-high PCIe x8 and x16 slots supplied by the riser cards 1 and 2. The PCIe x16 slot 3 requires the second processor to be installed.

For more information, see the list of Product Guides in the Host bus adapters category:

<http://lenovopress.com/servers/options/hba#rt=product-guide>

Cooling

The SR530 server supports up to six non-hot-swap system fans that provide N+1 cooling redundancy. SR530 server models with one processor include four system fans, and server models with two processors include six system fans.

The following table shows additional cooling options.

Table 35. Cooling options

| Description | Part number | Feature code | Maximum quantity |
|----------------------------------|-------------|--------------|------------------|
| ThinkSystem SR530 FAN Option Kit | 4F17A12354 | AV0N | 1 |

Configuration note: The SR530 FAN Option Kit (4F17A12354) includes two system fans that are required for field upgrades that add a second processor to the server. If two processors are selected in the initial server configurations, two fans for the second processor are derived by the configurator.

Power supplies and cables

The SR530 server supports up to two redundant power supplies and is capable of N+N redundancy depending on the configuration. A second power supply can be added to the models that come with one power supply. The following table lists the power supply options.

Table 36. Power supplies

| Description | Part number | Feature code | Maximum quantity |
|---|-------------|--------------|------------------|
| ThinkSystem 550W (230V/115V) Platinum Hot-Swap Power Supply | 7N67A00882 | AVV6 | 2 |
| ThinkSystem 750W (230/115V) Platinum Hot-Swap Power Supply | 7N67A00883 | AVV7 | 2 |
| ThinkSystem 750W (230V) Titanium Hot-Swap Power Supply | 7N67A00884 | AVV5 | 2 |

Configuration notes:

- Minimum of 1 and maximum of 2 power supplies per system.
- If 2 are installed, power supplies must be identical.
- Power supplies support AC (Worldwide) and HVDC (PRC only) power sources.

Important: The Standalone Solution Configuration Tool (SSCT) and Lenovo Data Center Solution Configurator (DCSC) power supply selection rules allow a subset of possible configurations due to power restrictions. Configurations that cannot be built in SSCT or DCSC due to power restrictions may still be supported. To verify support and ensure that the right power supply is chosen for optimal performance, you should always validate your server configuration using the latest version of the Lenovo Capacity Planner:

<http://datacentersupport.lenovo.com/us/en/solutions/Invo-lcp>

The SR530 server ship standard with or without a power cord (model dependent). A hot-swap power supply option ships without a power cord. The following table lists the rack power cables and line cords that can be ordered for the SR530 server.

Table 37. Power cables

| Description | Part number | Feature code |
|--|-------------|--------------|
| Rack power cables | | |
| 1.0m, 10A/125-250V, C13 to IEC 320-C14 Rack Power Cable | 00Y3043 | A4VP |
| 1.5m, 10A/100-250V, C13 to IEC 320-C14 Rack Power Cable | 39Y7937 | 6201 |
| 2.0m, 13A/125V-10A/250V, C13 to IEC 320-C14 Rack Power Cable | 4L67A08369 | 6570 |

| Description | Part number | Feature code |
|--|-------------|--------------|
| 2.8m, 10A/100-250V, C13 to IEC 320-C14 Rack Power Cable | 4L67A08366 | 6311 |
| 2.8m, 13A/125V-10A/250V, C13 to IEC 320-C14 Rack Power Cable | 4L67A08370 | 6400 |
| 2.8m, 10A/100-250V, C13 to IEC 320-C20 Rack Power Cable | 39Y7938 | 6204 |
| 4.3m, 10A/100-250V, C13 to IEC 320-C14 Rack Power Cable | 39Y7932 | 6263 |
| 4.3m, 13A/125V-10A/250V, C13 to IEC 320-C14 Rack Power Cable | 4L67A08371 | 6583 |
| Line cords | | |
| Argentina 2.8m, 10A/250V, C13 to IRAM 2073 Line Cord | 39Y7930 | 6222 |
| Argentina 4.3m, 10A/250V, C13 to IRAM 2073 Line Cord | 81Y2384 | 6492 |
| Australia/New Zealand 2.8m, 10A/250V, C13 to AS/NZS 3112 Line Cord | 39Y7924 | 6211 |
| Australia/New Zealand 4.3m, 10A/250V, C13 to AS/NZS 3112 Line Cord | 81Y2383 | 6574 |
| Brazil 2.8m, 10A/250V, C13 to NBR 14136 Line Cord | 69Y1988 | 6532 |
| Brazil 4.3m, 10A/250V, C13 to NBR14136 Line Cord | 81Y2387 | 6404 |
| China 2.8m, 10A/250V, C13 to GB 2099.1 Line Cord | 39Y7928 | 6210 |
| China 4.3m, 10A/250V, C13 to GB 2099.1 Line Cord | 81Y2378 | 6580 |
| Denmark 2.8m, 10A/250V, C13 to DK2-5a Line Cord | 39Y7918 | 6213 |
| Denmark 4.3m, 10A/250V, C13 to DK2-5a Line Cord | 81Y2382 | 6575 |
| Europe 2.8m, 10A/250V, C13 to CEE7-VII Line Cord | 39Y7917 | 6212 |
| Europe 4.3m, 10A/250V, C13 to CEE7-VII Line Cord | 81Y2376 | 6572 |
| India 2.8m, 10A/250V, C13 to IS 6538 Line Cord | 39Y7927 | 6269 |
| India 4.3m, 10A/250V, C13 to IS 6538 Line Cord | 81Y2386 | 6567 |
| Israel 2.8m, 10A/250V, C13 to SI 32 Line Cord | 39Y7920 | 6218 |
| Israel 4.3m, 10A/250V, C13 to SI 32 Line Cord | 81Y2381 | 6579 |
| Italy 2.8m, 10A/250V, C13 to CEI 23-16 Line Cord | 39Y7921 | 6217 |
| Italy 4.3m, 10A/250V, C13 to CEI 23-16 Line Cord | 81Y2380 | 6493 |
| Japan 2.8m, 12A/125V, C13 to JIS C-8303 Line cord | 46M2593 | 6314 |
| Japan 2.8m, 12A/250V, C13 to JIS C-8303 Line Cord | 4L67A08357 | 5472 |
| Japan 4.3m, 12A/125V, C13 to JIS C-8303 Line Cord | 39Y7926 | 6335 |
| Japan 4.3m, 12A/250V, C13 to JIS C-8303 Line Cord | 4L67A08362 | 6495 |
| Korea 2.8m, 12A/250V, C13 to KS C8305 Line Cord | 39Y7925 | 6219 |
| Korea 4.3m, 12A/250V, C13 to KS C8305 Line Cord | 81Y2385 | 6494 |
| South Africa 2.8m, 10A/250V, C13 to SABS 164 Line Cord | 39Y7922 | 6214 |
| South Africa 4.3m, 10A/250V, C13 to SABS 164 Line Cord | 81Y2379 | 6576 |
| Switzerland 2.8m, 10A/250V, C13 to SEV 1011-S24507 Line Cord | 39Y7919 | 6216 |
| Switzerland 4.3m, 10A/250V, C13 to SEV 1011-S24507 Line Cord | 81Y2390 | 6578 |
| Taiwan 2.8m, 10A/125V, C13 to CNS 10917-3 Line Cord | 23R7158 | 6386 |
| Taiwan 2.8m, 10A/250V, C13 to CNS 10917-3 Line Cord | 81Y2375 | 6317 |
| Taiwan 2.8m, 15A/125V, C13 to CNS 10917-3 Line Cord | 81Y2374 | 6402 |
| Taiwan 4.3m, 10A/125V, C13 to CNS 10917-3 Line Cord | 4L67A08363 | AX8B |
| Taiwan 4.3m, 10A/250V, C13 to CNS 10917-3 Line Cord | 81Y2389 | 6531 |
| Taiwan 4.3m, 15A/125V, C13 to CNS 10917-3 Line Cord | 81Y2388 | 6530 |
| United Kingdom 2.8m, 10A/250V, C13 to BS 1363/A Line Cord | 39Y7923 | 6215 |
| United Kingdom 4.3m, 10A/250V, C13 to BS 1363/A Line Cord | 81Y2377 | 6577 |
| United States 2.8m, 10A/125V, C13 to NEMA 5-15P Line Cord | 90Y3016 | 6313 |

| Description | Part number | Feature code |
|---|-------------|--------------|
| United States 2.8m, 10A/250V, C13 to NEMA 6-15P Line Cord | 46M2592 | A1RF |
| United States 2.8m, 13A/125V, C13 to NEMA 5-15P Line Cord | 00WH545 | 6401 |
| United States 4.3m, 10A/125V, C13 to NEMA 5-15P Line Cord | 4L67A08359 | 6370 |
| United States 4.3m, 10A/250V, C13 to NEMA 6-15P Line Cord | 4L67A08361 | 6373 |
| United States 4.3m, 13A/125V, C13 to NEMA 5-15P Line Cord | 4L67A08360 | AX8A |

Systems management

The SR530 supports the following systems management tools:

- Lenovo XClarity Controller
- Lenovo XClarity Provisioning Manager
- Lenovo XClarity Essentials
- Lenovo XClarity Administrator
- Lenovo XClarity Integrators
- Lenovo XClarity Energy Manager
- Lenovo Capacity Planner

Lenovo XClarity Controller

The SR530 server contains Lenovo XClarity Controller (XCC), which provides advanced service-processor control, monitoring, and alerting functions. XClarity Controller offers three functional levels: Standard, Advanced, and Enterprise.

By default, the SR530 server includes XClarity Controller Standard features, and it can be upgraded to Advanced or Enterprise functionality by using the Features on Demand (FoD) upgrades.

XClarity Controller Standard offers the following capabilities:

- Gathering and viewing system information and inventory
- Monitoring system status and health
- Alerting and notifications
- Event logging
- Configuring network connectivity
- Configuring security
- Updating system firmware
- Configuring server settings and devices
- Real-time power usage monitoring
- Remotely controlling server power (Power on, Power off, Restart)
- Managing FoD activation keys
- Redirecting serial console via IPMI
- Capturing the video display contents when an operating system hang condition is detected

XClarity Controller Advanced Upgrade adds the following functionality to the Standard features:

- Remotely viewing video with the following graphics resolutions:
 - Up to 1600x1200 with up to 23 bits per pixel; or
 - Up to 1920x1200 with up to 15 bits per pixel
- Remotely accessing the server using the keyboard and mouse from a remote client
- Remotely deploying an operating system
- Syslog alerting
- Redirecting serial console via SSH
- Displaying graphics for real-time and historical power usage data and temperature

XClarity Controller Enterprise Upgrade adds the following functionality to the Advanced features:

- Capping power usage
- Mapping the ISO and image files located on the local client as virtual drives for use by the server
- Mounting the remote ISO and image files via HTTPS, SFTP, CIFS, and NFS
- Collaborating across up to six users of the virtual console
- Controlling quality and bandwidth usage

The XClarity Controller provides remote server management through industry-standard interfaces:

- Intelligent Platform Management Interface (IPMI) Version 2.0
- Simple Network Management Protocol (SNMP) Version 3
- Common Information Model (CIM)
- Data Center Manageability Interface (DCMI) Version 1.5
- Redfish REpresentational State Transfer (REST) API
- Web browser with HTML5 support
- Command-line interface
- Virtual Operator Panel with XClarity Mobile App via the front USB port with XClarity Controller access

Virtual Operator Panel provides quick access to system status, firmware, network, health, and alerts information. With proper authentication, it also allows to configure systems management and network settings and to control system power (Power on, Power off, Restart). The Virtual Operator Panel can be accessed from the XClarity Mobile App running on the Android or iOS mobile device that is connected to the front USB port with XClarity Controller access (See [Components and connectors](#)).

Note: Depending on the system settings, the front USB port can be assigned to XClarity Controller for management functions, or to the system as a regular USB 2.0 port, or switched between two functions by using the system ID button.

The following table lists the XClarity Controller FoD upgrades.

Table 38. XClarity Controller FoD upgrades

| Description | Part number | Feature code | Maximum quantity |
|--|-------------|--------------|------------------|
| ThinkSystem XClarity Controller Standard to Advanced Upgrade | 4L47A09132 | AVUT | 1 |
| ThinkSystem XClarity Controller Standard to Enterprise Upgrade | None* | AUPW | 1 |
| ThinkSystem XClarity Controller Advanced to Enterprise Upgrade | 4L47A09133 | None** | 1 |

* Factory-installed only.

** Field upgrade only.

Configuration notes:

- For factory-installed upgrades, either Standard to Advanced Upgrade (feature AVUT) or Standard to Enterprise Upgrade (feature AUPW) can be selected, but not both.
- For field upgrades, the Advanced to Enterprise Upgrade (4L47A09133) requires the Standard to Advanced Upgrade to be activated on the server previously with either the factory-installed feature AVUT or field upgrade 4L47A09132.

Lenovo XClarity Provisioning Manager

Lenovo XClarity Provisioning Manager is a UEFI-embedded GUI application that combines the functions of configuring system setup settings, configuring RAID, and updating applications and firmware. It also enables you to install the supported operating systems and associated device drivers, run diagnostics, and collect service data.

Lenovo XClarity Provisioning Manager has the following features:

- Automatic hardware detection
- Collecting and viewing system inventory information
- Configuring UEFI system setup settings
- Updating the system firmware
- Configuring RAID by using the RAID Setup Wizard or Advanced mode
- Installing an operating system and device drivers automatically or manually
- Running diagnostics and collecting service data

Lenovo XClarity Essentials

Lenovo offers the following XClarity Essentials software tools that can help you set up, use, and maintain the server at no additional cost:

- **Lenovo XClarity Essentials OneCLI**
OneCLI is a collection of server management tools that utilize a command line interface program to manage firmware, hardware, and operating systems. It provides functions to collect full system health information (including health status), configure system setting, and update system firmware and drivers.
- **Lenovo XClarity Essentials UpdateXpress**
The UpdateXpress tool is a standalone GUI application for firmware and device driver updates that enables you to maintain your server firmware and device drivers up-to-date and help you avoid unnecessary server outages. The tool acquires and deploys individual updates and UpdateXpress System Packs (UXSPs) which are integration-tested bundles.
- **Lenovo XClarity Essentials Bootable Media Creator**
The Bootable Media Creator (BOMC) tool is used to create bootable media for offline firmware update.

For more information and downloads, visit the Lenovo XClarity Essentials web page:

<http://support.lenovo.com/us/en/documents/LNVO-center>

Lenovo XClarity Administrator

Lenovo XClarity is a centralized systems management solution that helps administrators deliver infrastructure faster. This solution integrates easily with Lenovo x86 servers, RackSwitch switches, and DS Series storage, providing automated agent-less discovery, monitoring, firmware updates, configuration management, and bare metal deployment of operating systems and hypervisors across multiple servers.

Lenovo XClarity Administrator is an optional software component for the SR530 server which can be downloaded and used at no charge to discover and monitor the SR530 and manage firmware upgrades for them.

If software support is required for Lenovo XClarity Administrator, or Lenovo XClarity Administrator premium features (such as configuration management and operating system deployment) are required, or both, Lenovo XClarity Pro software subscription should be ordered. Lenovo XClarity Pro is licensed on a per managed system basis, that is, each managed Lenovo system requires a license.

The following table lists the geo-specific Lenovo XClarity software license options.

Table 39. Lenovo XClarity software options

| Description | Part number (NA, AP, Japan)* | Part number (EMEA, LA)** | Quantity |
|---|------------------------------|--------------------------|----------|
| Lenovo XClarity Pro, per Managed Endpoint w/1 Yr SW S&S | 00MT201 | 00MT207 | 1 |
| Lenovo XClarity Pro, per Managed Endpoint w/3 Yr SW S&S | 00MT202 | 00MT208 | 1 |
| Lenovo XClarity Pro, per Managed Endpoint w/5 Yr SW S&S | 00MT203 | 00MT209 | 1 |

* NA = North America; AP = Asia Pacific

** EMEA = Europe, Middle East, Africa; LA = Latin America

Lenovo XClarity Administrator offers the following standard features that are available at no charge:

- Auto-discovery and monitoring of Lenovo x86 servers, RackSwitch switches, Flex System chassis, and DS Series storage systems
- Firmware updates and compliance enforcement
- External alerts and notifications via SNMP traps, syslog remote logging, and e-mail
- Secure connections to managed endpoints
- NIST 800-131A or FIPS 140-2 compliant cryptographic standards between the management solution and managed endpoints
- Integration into existing higher level management systems such as cloud automation and orchestration tools through REST APIs, providing extensive external visibility and control over hardware resources
- An intuitive, easy-to-use GUI
- Scripting with Windows PowerShell, providing command-line visibility and control over hardware resources

Lenovo XClarity Administrator offers the following premium features that require an optional Pro license:

- Pattern-based configuration management that allows to define configurations once and apply repeatedly without errors when deploying new servers or redeploying existing servers without disrupting the fabric
- Bare-metal deployment of operating systems and hypervisors to streamline infrastructure provisioning

For more information, refer to the Lenovo XClarity Administrator Product Guide:

<http://lenovopress.com/tips1200>

Lenovo XClarity Integrators

Lenovo offers at no charge (if software support is required, a Lenovo XClarity Pro software subscription license should be ordered) two software plug-in modules, Lenovo XClarity Integrators, to manage physical infrastructure from leading external virtualization management software tools from Microsoft and VMware:

- Lenovo XClarity Integrator for Microsoft System Center
- Lenovo XClarity Integrator for VMware vCenter

Lenovo XClarity Integrators offer the following additional features:

- Ability to discover, manage, and monitor Lenovo server hardware from VMware vCenter or Microsoft System Center
- Deployment of firmware updates and configuration patterns to Lenovo x86 rack servers and Flex System from the virtualization management tool
- Non-disruptive server maintenance in clustered environments that reduces workload downtime by dynamically migrating workloads from affected hosts during rolling server updates or reboots
- Greater service level uptime and assurance in clustered environments during unplanned hardware events by dynamically triggering workload migration from impacted hosts when impending hardware failures are predicted

For more information, refer to the Lenovo XClarity Integrators web page:

<http://www3.lenovo.com/us/en/data-center/software/systems-management/xclarity-integrators>

Lenovo XClarity Energy Manager

Lenovo XClarity Energy Manager provides a stand-alone, web-based agent-less power management console that provides real time data and enables you to observe, plan and manage power and cooling for Lenovo servers. Using built-in intelligence, it identifies server power consumption trends and ideal power settings and performs cooling analysis so that you can define and optimize power-saving policies.

Lenovo XClarity Energy Manager offers the following capabilities:

- Monitors room, row, rack, and device levels in the data center
- Reports vital server information, such as power, temperature and resource utilization
- Monitors inlet temperature to locate hot spots, reducing the risk of data or device damage
- Provides finely-grained controls to limit platform power in compliance with IT policy
- Generates alerts when a user-defined threshold is reached

Lenovo XClarity Energy Manager is an optional software component for the SR530 server that is licensed on a per managed node basis, that is, each managed server requires a license. The 1-node Energy Manager license is included in the XClarity Controller Enterprise upgrade.

To manage systems without XClarity Controller Enterprise licenses, a node license pack should be purchased. The following table lists the geo-specific Lenovo XClarity Energy Manager software license options.

Table 40. Lenovo XClarity Energy Manager software options

| Description | Part number (NA, AP, Japan)* | Part number (EMEA, LA)** | Quantity |
|--|------------------------------|--------------------------|----------|
| Lenovo XClarity Energy Manager, 1 Node w/ 1 Yr S&S | 01DA225 | 01DA228 | 1 |

* NA = North America; AP = Asia Pacific.

** EMEA = Europe, Middle East, Africa; LA = Latin America.

For more information, refer to the Lenovo XClarity Energy Manager web page:

<http://datacentersupport.lenovo.com/us/en/solutions/Invo-ixem>

Lenovo Capacity Planner

Lenovo Capacity Planner is a power consumption evaluation tool that enhances data center planning by enabling IT administrators and pre-sales professionals to understand various power characteristics of racks, servers, and other devices. Capacity Planner can dynamically calculate the power consumption, current, British Thermal Unit (BTU), and volt-ampere (VA) rating at the rack level, improving the planning efficiency for large-scale deployments.

For more information, refer to the Capacity Planner web page:
<http://datacentersupport.lenovo.com/us/en/solutions/lnvo-lcp>

Security

The SR530 server offers the following security features:

- Power-on password
- Administrator's password
- Secure firmware updates
- Onboard Trusted Platform Module (TPM) version 1.2 or 2.0 (configurable UEFI system setting)
- Trusted Cryptographic Module (TCM) (optional; available in PRC only)
- Nationz Trusted Platform Module v2.0 (optional; available in PRC only)
- Lockable front bezel (optional)
- Security Key Lifecycle Manager (SKLM) encryption key management for SEDs - FoD upgrade (optional)
- Lenovo Business Vantage security software (optional; available in PRC only)

The following table lists the security options that are available for the SR530 server.

Table 41. Security options

| Description | Part number | Feature code | Maximum quantity |
|---|-------------|--------------|------------------|
| Lockable front bezel | | | |
| ThinkSystem 1U Security Bezel | 7Z17A02581 | AUWR | 1 |
| Trusted Cryptographic Module (PRC only) | | | |
| ThinkSystem Trusted Cryptographic Module | None* | AVKE | 1 |
| Trusted Platform Module (PRC only) | | | |
| ThinkSystem Nationz Trusted Platform Module v2.0 | None* | B22N | 1 |
| Security Key Lifecycle Manager - FoD (United States, Canada, Asia Pacific, and Japan) | | | |
| SKLM for System x/ThinkSystem w/SEDs - FoD per Install w/1Yr S&S | 00D9998 | A5U1 | 1 |
| SKLM for System x/ThinkSystem w/SEDs - FoD per Install w/3Yr S&S | 00D9999 | AS6C | 1 |
| Security Key Lifecycle Manager - FoD (Latin America, Europe, Middle East, and Africa) | | | |
| SKLM for System x/ThinkSystem w/SEDs - FoD per Install w/1Yr S&S | 00FP648 | A5U1 | 1 |
| SKLM for System x/ThinkSystem w/SEDs - FoD per Install w/3Yr S&S | 00FP649 | AS6C | 1 |

* Factory-installed only; no field upgrade.

Lenovo Business Vantage is a security software tool suite (available only in PRC) designed to work with the TCM or Nationz TPM for enhanced security, to keep user data safe, and to erase confidential data completely from a drive.

Lenovo Business Vantage provides the following features:

- Encrypts files to ensure data safety by using the TCM or Nationz TPM.
- Erases confidential data from a hard disk.
- Prohibits unauthorized access to the USB port of devices.
- Encrypts files to ensure data security on a USB storage device.

For more information, refer to the Lenovo Business Vantage web page:
<http://support.lenovo.com.cn/lenovo/wsi/es/es.html>

Rack installation

The following table lists the rack installation options that are available for the SR530 server.

Table 42. Rack installation options

| Description | Part number | Feature code | Maximum quantity |
|---|-------------|--------------|------------------|
| 4-post rail kits | | | |
| ThinkSystem Tool-less Slide Rail | 7M27A05702 | AXCA | 1 |
| ThinkSystem Tool-less Slide Rail Kit with 1U CMA | 7M27A05701 | AXCB | 1 |
| ThinkSystem Screw-in Slide Rail | 4M17A07274 | AXFN | 1 |
| ThinkSystem Screw-in Slide Rail Kit with 1U CMA | 4M17A07281 | B0TE | 1 |
| ThinkSystem Tool-less Friction Rail | 4M17A07273 | AXFM | 1 |
| Cable management arm (CMA) upgrade | | | |
| ThinkSystem 1U CMA Upgrade Kit for Tool-less Slide Rail | 7M27A05699 | None^ | 1* |
| ThinkSystem 1U CMA Upgrade Kit for Screw-in Slide Rail | 4M17A07276 | AXFP | 1** |
| Front VGA port | | | |
| ThinkSystem SR530/SR630 Front VGA Connector (for 3.5" models) | None*** | AUWU | 1 |
| ThinkSystem SR530/SR570/SR630 Front VGA Connector Upgrade Kit (for 2.5" models) | 7Z17A02579 | AUWW | 1 |

^ Field upgrade only.

* The CMA Upgrade Kit for Tool-less Slide Rail is supported with the Tool-less Slide Rail (7M27A05702) only.

** The CMA Upgrade Kit for Screw-in Slide Rail is supported with the Screw-in Slide Rail (4M17A07274) only.

*** Factory-installed only; no field upgrade.

The following table summarizes the rail kit features and specifications.

Table 43. Rail kit features and specifications summary

| Feature | Tool-less Slide Rail | | Screw-in Slide Rail | | Tool-less Friction Rail |
|--|--|----------------------|--|------------------------|--|
| | Without CMA | With CMA | Without CMA | With CMA | |
| Part number | 7M27A05702 | 7M27A05701 | 4M17A07274 | 4M17A07281 | 4M17A07273 |
| CMA | 7M27A05699 | Included | 4M17A07276 | Included | No support |
| Rail length | 730 mm (28.74 in.) | 807 mm (31.8 in.) | 836.8 mm (32.9 in.) | 836.8 mm (32.9 in.) | 728.1 mm (28.7 in.) |
| Rail type | Full-out slide (ball bearing) | | Full-out slide (ball bearing) | | Half-out slide (friction) |
| Tool-less installation | Yes | | No | | Yes |
| In-rack server maintenance | Yes | | Yes | | No |
| 1U PDU support | Yes | | Yes | | Yes |
| 0U PDU support | Limited* | | Limited* | | Limited** |
| Rack type | IBM and Lenovo 4-post, IEC standard-compliant | | IBM and Lenovo 4-post, IEC standard-compliant | | IBM and Lenovo 4-post, IEC standard-compliant |
| Mounting holes | Square or round | | Square, round, or threaded | | Square or round |
| Mounting flange thickness | 2 mm (0.08 in.) – 3.3 mm (0.13 in.) | | 2 mm (0.08 in.) – 3.3 mm (0.13 in.) | | 2 mm (0.08 in.) – 3.3 mm (0.13 in.) |
| Distance between front and rear mounting flanges^ | 609.6 mm (24 in.) – 863.6 mm (34 in.) | | 609.6 mm (24 in.) – 812.8 mm (32 in.) | | 609.6 mm (24 in.) – 863.6 mm (34 in.) |

* If a 0U PDU is used, the rack cabinet must be at least 1100 mm (43.31 in.) deep if no CMA is used, or at least 1200 mm (47.24 in.) deep if a CMA is used.

** If a 0U PDU used, the rack must be at least 1000 mm (39.37 in.) deep.

^ Measured when mounted on the rack, from the front surface of the front mounting flange to the rear most point of the rail.

Operating systems

The SR530 server supports the following operating systems:

- Microsoft:
 - Microsoft Windows Server 2019
 - Microsoft Windows Server 2016
- Red Hat:
 - Red Hat Enterprise Linux 8.1
 - Red Hat Enterprise Linux 8.0
 - Red Hat Enterprise Linux 7.7
 - Red Hat Enterprise Linux 7.6
- SUSE:
 - SUSE Linux Enterprise Server 15 SP1
 - SUSE Linux Enterprise Server 15
 - SUSE Linux Enterprise Server 12 SP4
- VMware:
 - VMware vSphere 6.7 (ESXi) Update 3
 - VMware vSphere 6.7 (ESXi) Update 2
 - VMware vSphere 6.7 (ESXi) Update 1
 - VMware vSphere 6.5 (ESXi) Update 3
 - VMware vSphere 6.5 (ESXi) Update 2

Important: The onboard Intel RSTe is not supported by virtualization hypervisors, including VMware vSphere (ESXi), Linux KVM, Xen, and Microsoft Hyper-V.

For the latest information about the specific versions and service levels that are supported and any other prerequisites, see the Operating System Interoperability Guide: <http://lenovopress.com/osig>.

Physical specifications

The SR530 server has the following dimensions and weight (approximate):

- Height: 43 mm (1.7 in)
- Width: 434 mm (17.1 in)
- Depth: 715 mm (28.1 in)
- Weight:
 - Minimum configuration: 10.2 kg (22.5 lb)
 - Maximum configuration: 16.0 kg (35.3 lb)

Operating environment

The SR530 server complies with ASHRAE class A2 specifications. The server performance might be impacted when the operating temperature is outside the ASHRAE A2 specifications. Depending on the hardware configuration, some server models comply with ASHRAE class A3 and class A4 specifications. To comply with ASHRAE class A3 and class A4 specifications, the server models must meet the following hardware configuration requirements at the same time:

- Two power supplies must be installed
- No system fan failure

The SR530 server is supported in the following environment:

- Air temperature:
 - Operating:
 - ASHRAE Class A4: 5 °C - 45 °C (41 °F - 113 °F); for altitudes above 900 m (2,953 ft), decrease the maximum ambient temperature by 1 °C for every 125-m (410-ft) increase in altitude
 - ASHRAE Class A3: 5 °C - 40 °C (41 °F - 104 °F); for altitudes above 900 m (2,953 ft), decrease the maximum ambient temperature by 1 °C for every 175-m (574-ft) increase in altitude
 - ASHRAE Class A2: 10 °C - 35 °C (50 °F - 95 °F); for altitudes above 900 m (2,953 ft), decrease the maximum ambient temperature by 1 °C for every 300-m (984-ft) increase in altitude
 - Non-operating: 5 °C - 45 °C (41 °F - 113 °F)
 - Storage: -40 °C - +60 °C (-40 °F - 140 °F)
- Maximum altitude: 3,050 m (10,000 ft)
- Humidity:
 - Operating:
 - ASHRAE Class A4: 8% - 90% (non-condensing); maximum dew point: 24 °C (75 °F)
 - ASHRAE Class A3: 8% - 85% (non-condensing); maximum dew point: 24 °C (75 °F)
 - ASHRAE Class A2: 8% - 80% (non-condensing); maximum dew point: 21 °C (70 °F)
 - Storage: 8% - 90% (non-condensing)
- Electrical:
 - 100 - 127 (nominal) V AC; 50 Hz / 60 Hz
 - 200 - 240 (nominal) V AC; 50 Hz / 60 Hz
 - 180 - 300 V DC (HVDC; supported in PRC only)
- Acoustics:
 - Minimum configuration:
 - Operating: 5.0 bels
 - Idle: 4.5 bels
 - Maximum configuration:
 - Operating: 5.5 bels
 - Idle: 5.2 bels
- Vibration:
 - Operating: 0.21 G rms at 5 Hz to 500 Hz for 15 minutes across 3 axes
 - Non-operating: 1.04 G rms at 2 Hz to 200 Hz for 15 minutes across 6 surfaces
- Shock:
 - Operating: 15 G for 3 milliseconds in each direction (positive and negative X, Y, and Z axes)
 - Non-operating:
 - 12 kg - 22 kg: 50 G for 152 in./sec velocity change across 6 surfaces
 - 23 kg - 31 kg: 35 G for 152 in./sec velocity change across 6 surfaces

The following table lists the maximum system power load, rated inlet current, and system heat output based on the power supply and source voltage.

Table 44. Rated system power, inlet current, and system heat output

| Power supply | Source voltage | Maximum power load per system (two power supplies) | Rated current per inlet | System heat output |
|----------------|----------------|--|-------------------------|--------------------|
| 550 W Platinum | 100 - 127 V AC | 722 W | 6.2 A | 2463 BTU/hour |
| | 200 - 240 V AC | 704 W | 3 A | 2402 BTU/hour |
| | 180 - 300 V DC | 702 W | 2.5 A | 2395 BTU/hour |
| 750 W Platinum | 100 - 127 V AC | 984 W | 8.4 A | 3357 BTU/hour |
| | 200 - 240 V AC | 958 W | 4.1 A | 3269 BTU/hour |
| | 180 - 300 V DC | 958 W | 3.5 A | 3269 BTU/hour |
| 750 W Titanium | 200 - 240 V AC | 949 W | 4.1 A | 3238 BTU/hour |
| | 180 - 300 V DC | 948 W | 3.5 A | 3235 BTU/hour |

Warranty and support

The SR530 server has a one-year (7X07) or three-year (Machine Type 7X08) customer-replaceable unit (CRU) and onsite limited (for field-replaceable units [FRUs] only) warranty with standard call center support during normal business hours and 9x5 Next Business Day Parts Delivered.

Lenovo's additional support services provide a sophisticated, unified support structure for a customer's data center, with an experience consistently ranked number one in customer satisfaction worldwide.

The following Lenovo support services are available:

- **Premier Support** provides a Lenovo-owned customer experience and delivers direct access to technicians skilled in hardware, software, and advanced troubleshooting, in addition to the following capabilities:
 - Direct technician-to-technician access through a dedicated phone line.
 - 24x7x365 remote support.
 - Single point of contact service.
 - End to end case management.
 - 3rd Party collaborative software support.
 - Online case tools and live chat support.
 - On-demand remote system analysis.
- **Warranty Upgrades (Preconfigured Support)** are available to meet the on-site response time targets that match the criticality of customer's systems:
 - 3, 4, or 5 years of service coverage.
 - 1-year or 2-year post-warranty extensions.
 - **Foundation Service:** 9x5 service coverage with next business day onsite response, with optional YourDrive YourData.
 - **Essential Service:** 24x7 service coverage with 4-hour onsite response or 24-hour committed repair (available only in select regions), bundled with YourDrive YourData.
 - **Advanced Service:** 24x7 service coverage with 2-hour onsite response or 6-hour committed repair (available only in select regions), bundled with YourDrive YourData.
- **Managed Services**
 Lenovo Managed Services provide continuous 24x7 remote monitoring (plus 24x7 call center availability) and proactive management of a customer's data center using state of the art tools, systems, and practices by a team of highly skilled and experienced Lenovo services professionals.

Quarterly reviews check error logs, verify firmware and operating system device driver levels, and software as needed. Lenovo will also maintain records of latest patches, critical updates, and firmware levels, to ensure customer's systems are providing business value through optimized performance.

- **Technical Account Management (TAM)**

A Lenovo Technical Account Manager helps customers optimize operations of their data centers based on a deep understanding of customer's business. Customers gain direct access to a Lenovo TAM, who serves as their single point of contact to expedite service requests, provide status updates, and furnish reports to track incidents over time. Also, a TAM helps proactively make service recommendations and manage service relationship with Lenovo to make certain that customer's needs are met.

- **Enterprise Software Support**

Lenovo Enterprise Software Support is an additional support service that provides customers with software support on Microsoft, Red Hat, SUSE, and VMWare applications and systems. Around the clock availability for critical problems plus unlimited calls and incidents helps customers address challenges fast, without incremental costs. Support staff can answer troubleshooting and diagnostic questions, address product compatibility and interoperability issues, isolate causes of problems, report defects to software vendors, and more.

- **YourDrive YourData**

Lenovo's YourDrive YourData service is a multi-drive retention offering that ensures that customer's data is always under their control, regardless of the number of drives that are installed in their Lenovo server. In the unlikely event of a drive failure, customers retain possession of their drive while Lenovo replaces the failed drive part. Customer's data stays safely on customer premises, in their hands. The YourDrive YourData service can be purchased in convenient bundles with Foundation, Essential, or Advanced Service upgrades and extensions.

- **Health Check**

Having a trusted partner who can perform regular and detailed health checks is central to maintaining efficiency and ensuring that customer systems and business are always running at their best. Health Check supports Lenovo-branded server, storage, and networking devices, as well as select Lenovo-supported products from other vendors that are sold by Lenovo or a Lenovo-Authorized Reseller.

Some regions might have different warranty terms and conditions than the standard warranty. This is due to local business practices or laws in the specific region. Local service teams can assist in explaining region-specific terms when needed. Examples of region-specific warranty terms are second or longer business day parts delivery or parts-only base warranty.

If warranty terms and conditions include onsite labor for repair or replacement of parts, Lenovo will dispatch a service technician to the customer site to perform the replacement. Onsite labor under base warranty is limited to labor for replacement of parts that have been determined to be field-replaceable units (FRUs). Parts that are determined to be customer-replaceable units (CRUs) do not include onsite labor under base warranty.

If warranty terms include parts-only base warranty, Lenovo is responsible for delivering only replacement parts that are under base warranty (including FRUs) that will be sent to a requested location for self-service. Parts-only service does not include a service technician being dispatched onsite. Parts must be changed at customer's own cost and labor and defective parts must be returned following the instructions supplied with the spare parts.

Lenovo support services are region-specific. Not all support services are available in every region. For information about Lenovo support services that are available in a specific region, refer to the following resources:

- Service part numbers in Data Center Solution Configurator (DCSC):
<http://dcsc.lenovo.com/#/services>
- Lenovo Services Availability Locator
<https://lenovocator.com/>

For service definitions, region-specific details, and service limitations, refer to the following documents:

- Lenovo Statement of Limited Warranty for Data Center Group (DCG) Servers and System Storage
<http://pcsupport.lenovo.com/us/en/solutions/ht503310>
- Lenovo Data Center Services Agreement
<http://support.lenovo.com/us/en/solutions/ht116628>

Services

Lenovo Services is a dedicated partner to customer success. Lenovo's goal for customers is to reduce capital outlays, mitigate IT risks, and accelerate time to productivity.

Here is a more in-depth look at what Lenovo can do for their customers:

- **Asset Recovery Services**

Asset Recovery Services (ARS) helps customers recover the maximum value from their end-of-life equipment in a cost-effective and secure way. On top of simplifying the transition from old to new equipment, ARS mitigates environmental and data security risks associated with data center equipment disposal. Lenovo ARS is a cash-back solution for equipment based on its remaining market value, yielding maximum value from aging assets and lowering total cost of ownership for customers. For more information, see the ARS page, <http://lenovopress.com/lp1266>.

- **Assessment Services**

An assessment helps solve customer IT challenges through an onsite, multi-day session with a Lenovo technology expert. Lenovo performs a tools-based assessment which provides a comprehensive and thorough review of a company's environment and technology systems. In addition to the technology-based functional requirements, the consultant also discusses and records the non-functional business requirements, challenges, and constraints. Assessments help organizations, no matter how large or small, get a better return on their IT investment and overcome challenges in the ever-changing technology landscape.

- **Design Services**

Professional Services consultants perform infrastructure design and implementation planning to support customer's strategy. The high-level architectures provided by the assessment service are turned into low level designs and wiring diagrams, which are reviewed and approved prior to implementation. The implementation plan will demonstrate an outcome-based proposal to provide business capabilities through infrastructure with a risk-mitigated project plan.

- **Basic Hardware Installation**

Lenovo experts can seamlessly manage the physical installation of customer's server, storage, or networking hardware. Working at a time convenient for the customer (business hours or off shift), the technician will unpack and inspect the systems on customer site, install options, mount in a rack cabinet, connect to power and network, check and update firmware to the latest levels, verify operation, and dispose of the packaging, allowing customers to focus on other priorities.

- **Deployment Services**

When investing in new IT infrastructures, customers need to ensure that their business will see quick time to value with little to no disruption. Lenovo deployments are designed by development and engineering teams who know Lenovo products and solutions better than anyone else, and Lenovo technicians own the process from delivery to completion. Lenovo will conduct remote preparation and planning, configure and integrate systems, validate systems, verify and update appliance firmware, train on administrative tasks, and provide post-deployment documentation. Customer's IT teams leverage Lenovo skills to enable IT staff to transform with higher level roles and tasks.

- **Integration, Migration, and Expansion Services**

Integration, Migration, and Expansion Services allow to move existing physical and virtual workloads easily, or to determine technical requirements to support increased workloads while maximizing performance. These services include tuning, validation, and documenting ongoing run processes, and they leverage migration assessment planning documents to perform necessary migrations.

Some service options may not be available in every region. For more information about Lenovo service offerings that are available in a specific region, contact a local Lenovo sales representative or business partner.

Regulatory compliance

The ThinkSystem SR530 server conforms to the following regulations:

- United States: FCC Part 15, Class A; UL 60950-1
- Canada: ICES-003/NMB-03, Class A; CAN/CSA-C22.2 60950-1
- Mexico: NOM-19
- Argentina: IEC60950-1
- European Union: CE Mark (EN55022 Class A, IEC/EN60950-1, EN55024, EN61000-3-2, EN61000-3-3)
- Germany: TUV-GS (IEC/EN 60950-1, EK1-ITB2000)
- Russia, Kazakhstan, Belarus: EAC (TR CU 004/2011, TR CU 020/2011)
- China: CCC GB4943.1, GB9254 Class A, GB17625.1
- India: BIS
- Japan: VCCI, Class A
- Taiwan: BSMI CNS13438, Class A; CNS14336-1
- Korea: KN22, Class A; KN24
- Australia/New Zealand: AS/NZS CISPR 22 Class A
- Reduction of Hazardous Substances (ROHS)
- Energy Star 3.0 (excluding configurations with Bronze 3204, Gold 5222, or Platinum 8256 processors)

Note: For more information on the Energy Star 3.0 certification, refer to the *Energy Star 3.0 Certifications for ThinkSystem Servers* publication:

<http://lenovopress.com/lp1230>

External drive enclosures

The following table lists the 12 Gbps SAS external drive enclosures that are offered by Lenovo that can be used with the SR530 for storage expansion.

Note: Information provided in this section is for ordering reference purposes only. For the operating system and adapter support details, refer to the interoperability matrix for a particular storage enclosure that can be found on the Lenovo Data Center Support web site:

<http://datacentersupport.lenovo.com>

Table 45. External drive enclosures

| Description | Part number | | |
|--|-------------|---------|---------|
| | Worldwide | Japan | PRC |
| Lenovo Storage D1212 LFF Disk Expansion with Dual SAS IO Modules | 4587A11 | 4587A1J | 4587A1C |
| Lenovo Storage D1224 SFF Disk Expansion with Dual SAS IO Modules | 4587A31 | 4587A3J | 4587A3C |
| Lenovo Storage D3284 4TB x 84 HD Expansion Enclosure | 641311F | | |
| Lenovo Storage D3284 6TB x 84 HD Expansion Enclosure | 641312F | | |
| Lenovo Storage D3284 8TB x 84 HD Expansion Enclosure | 641313F | | |
| Lenovo Storage D3284 10TB x 84 HD Expansion Enclosure | 641314F | | |

For details about supported drives, adapters, and cables, see the following Lenovo Press Product Guides:

- Lenovo Storage D1212 and D1224
<http://lenovopress.com/lp0512>
- Lenovo Storage D3284
<http://lenovopress.com/lp0513>

External storage systems

The following table lists the external storage systems that are currently offered by Lenovo that can be used with the ThinkSystem SR530 server for external NAS, SAS, iSCSI, or FC storage connectivity.

Note: Information provided in this section is for ordering reference purposes only. End-to-end storage configuration support *must* be verified through the interoperability matrix for a particular storage system that can be found on the Lenovo Data Center Support web site:

<http://datacentersupport.lenovo.com>

Table 46. External storage systems: DE Series

| Description | Part number | |
|---|-------------|------------|
| | Worldwide | Japan |
| Lenovo ThinkSystem DE Series Storage (SAS connectivity) | | |
| Lenovo ThinkSystem DE2000H SAS Hybrid Flash Array LFF (16 GB cache) | 7Y70A000WW | 7Y701003JP |
| Lenovo ThinkSystem DE2000H SAS Hybrid Flash Array SFF (16 GB cache) | 7Y71A000WW | 7Y711003JP |
| Lenovo ThinkSystem DE4000H SAS Hybrid Flash Array 4U60 (16 GB cache) | 7Y77A002WW | 7Y771000JP |
| Lenovo ThinkSystem DE4000H SAS Hybrid Flash Array LFF (16 GB cache) | 7Y74A000WW | 7Y74A000JP |
| Lenovo ThinkSystem DE4000H SAS Hybrid Flash Array SFF (16 GB cache) | 7Y75A000WW | 7Y75A000JP |
| Lenovo ThinkSystem DE4000F SAS All Flash Array SFF (16 GB cache) | 7Y76A000WW | 7Y76A000JP |
| Lenovo ThinkSystem DE4000F SAS All Flash Array SFF (64 GB cache) | 7Y76A005WW | 7Y76A008JP |
| Lenovo ThinkSystem DE6000H SAS Hybrid Flash Array 4U60 (32 GB cache) | 7Y80A000WW | 7Y801002JP |
| Lenovo ThinkSystem DE6000H SAS Hybrid Flash Array SFF (32 GB cache) | 7Y78A000WW | 7Y781002JP |
| Lenovo ThinkSystem DE6000F SAS All Flash Array SFF (128 GB cache) | 7Y79A000WW | 7Y79A000JP |
| Lenovo ThinkSystem DE Series Storage (iSCSI connectivity) | | |
| Lenovo ThinkSystem DE2000H 10GBASE-T Hybrid Flash Array LFF (16 GB cache) | 7Y70A003WW | 7Y701001JP |
| Lenovo ThinkSystem DE2000H 10GBASE-T Hybrid Flash Array SFF (16 GB cache) | 7Y71A002WW | 7Y711005JP |
| Lenovo ThinkSystem DE2000H iSCSI Hybrid Flash Array LFF (16 GB cache) | 7Y70A004WW | 7Y701000JP |
| Lenovo ThinkSystem DE2000H iSCSI Hybrid Flash Array SFF (16 GB cache) | 7Y71A003WW | 7Y711006JP |
| Lenovo ThinkSystem DE4000H iSCSI Hybrid Flash Array 4U60 (16 GB cache) | 7Y77A000WW | 7Y771002JP |
| Lenovo ThinkSystem DE4000H iSCSI Hybrid Flash Array LFF (16 GB cache) | 7Y74A002WW | 7Y74A002JP |
| Lenovo ThinkSystem DE4000H iSCSI Hybrid Flash Array SFF (16 GB cache) | 7Y75A001WW | 7Y75A001JP |
| Lenovo ThinkSystem DE4000F iSCSI All Flash Array SFF (16 GB cache) | 7Y76A002WW | 7Y76A002JP |
| Lenovo ThinkSystem DE4000F iSCSI All Flash Array SFF (64 GB cache) | 7Y76A007WW | 7Y76A00AJP |
| Lenovo ThinkSystem DE6000H iSCSI Hybrid Flash Array 4U60 (32 GB cache) | 7Y80A002WW | 7Y801000JP |
| Lenovo ThinkSystem DE6000H iSCSI Hybrid Flash Array SFF (32 GB cache) | 7Y78A002WW | 7Y781000JP |
| Lenovo ThinkSystem DE6000F iSCSI All Flash Array SFF (128 GB cache) | 7Y79A002WW | 7Y79A002JP |
| Lenovo ThinkSystem DE Series Storage (FC connectivity) | | |
| Lenovo ThinkSystem DE2000H FC Hybrid Flash Array LFF (16 GB cache) | 7Y70A002WW | 7Y701002JP |
| Lenovo ThinkSystem DE2000H FC Hybrid Flash Array SFF (16 GB cache) | 7Y71A001WW | 7Y711004JP |
| Lenovo ThinkSystem DE4000H FC Hybrid Flash Array 4U60 (16 GB cache) | 7Y77A001WW | 7Y771001JP |
| Lenovo ThinkSystem DE4000H FC Hybrid Flash Array LFF (16 GB cache) | 7Y74A001WW | 7Y74A001JP |
| Lenovo ThinkSystem DE4000H FC Hybrid Flash Array SFF (16 GB cache) | 7Y75A002WW | 7Y75A002JP |
| Lenovo ThinkSystem DE4000F FC All Flash Array SFF (16 GB cache) | 7Y76A001WW | 7Y76A001JP |
| Lenovo ThinkSystem DE4000F FC All Flash Array SFF (64 GB cache) | 7Y76A006WW | 7Y76A009JP |
| Lenovo ThinkSystem DE6000H FC Hybrid Flash Array 4U60 (32 GB cache) | 7Y80A001WW | 7Y801001JP |
| Lenovo ThinkSystem DE6000H FC Hybrid Flash Array SFF (32 GB cache) | 7Y78A001WW | 7Y781001JP |

| Description | Part number | |
|--|-------------|------------|
| | Worldwide | Japan |
| Lenovo ThinkSystem DE6000F FC All Flash Array SFF (128 GB cache) | 7Y79A001WW | 7Y79A001JP |

Table 47. External storage systems: DM Series

| Description | Part number |
|--|-------------|
| Lenovo ThinkSystem DM Series Storage (NAS or iSCSI connectivity) | |
| ThinkSystem DM3000H, 48TB (12x 4TB HDDs), 10GBASE-T, ONTAP 9.5 Fundamentals | 7Y421003EA* |
| ThinkSystem DM3000H, 48TB (12x 4TB HDDs), 10GBASE-T, ONTAP 9.5 | 7Y421007EA* |
| ThinkSystem DM3000H, 96TB (12x 8TB HDDs), 10GBASE-T, ONTAP 9.5 Fundamentals | 7Y421005EA* |
| ThinkSystem DM3000H, 96TB (12x 8TB HDDs), 10GBASE-T, ONTAP 9.5 | 7Y421001EA* |
| ThinkSystem DM5000H, 11.5TB (12x 960GB SSDs), 10GBASE-T, ONTAP 9.5 Fundamentals | 7Y571004EA* |
| ThinkSystem DM5000H, 11.5TB (12x 960GB SSDs), 10GBASE-T, ONTAP 9.5 | 7Y57100LEA* |
| ThinkSystem DM5000H, 14.4TB (12x 1.2TB HDDs), 10GBASE-T, ONTAP 9.5 Fundamentals | 7Y57100CEA* |
| ThinkSystem DM5000H, 21.6TB (12x 1.8TB HDDs), 10GBASE-T, ONTAP 9.5 Fundamentals | 7Y57100GEA* |
| ThinkSystem DM5000H, 23TB (24x 960GB SSDs), 10GBASE-T, ONTAP 9.5 Fundamentals | 7Y571006EA* |
| ThinkSystem DM5000H, 23TB (24x 960GB SSDs), 10GBASE-T, ONTAP 9.5 | 7Y57100NEA* |
| ThinkSystem DM5000H, 28.8TB (24x 1.2TB HDDs), 10GBASE-T, ONTAP 9.5 Fundamentals | 7Y57100EEA* |
| ThinkSystem DM5000H, 28.8TB (24x 1.2TB HDDs), 10GBASE-T, ONTAP 9.5 | 7Y57100VEA* |
| ThinkSystem DM5000H, 43.2TB (24x 1.8TB HDDs), 10GBASE-T, ONTAP 9.5 Fundamentals | 7Y57100JEA* |
| ThinkSystem DM5000H, 43.2TB (24x 1.8TB HDDs), 10GBASE-T, ONTAP 9.5 | 7Y571002EA* |
| ThinkSystem DM5000H, 46TB (12x 3.84TB SSDs), 10GBASE-T, ONTAP 9.5 Fundamentals | 7Y571008EA* |
| ThinkSystem DM5000H, 46TB (12x 3.84TB SSDs), 10GBASE-T, ONTAP 9.5 | 7Y57100QEA* |
| ThinkSystem DM5000H, 92TB (24x 3.84TB SSDs), 10GBASE-T, ONTAP 9.5 Fundamentals | 7Y57100AEA* |
| ThinkSystem DM5000H, 92TB (24x 3.84TB SSDs), 10GBASE-T, ONTAP 9.5 | 7Y57100REA* |
| ThinkSystem DM5000F, 11.5TB (12x 960GB SSDs), 10GBASE-T, ONTAP 9.5 | 7Y411002EA* |
| ThinkSystem DM5000F, 23TB (24x 960GB SSDs), 10GBASE-T, ONTAP 9.5 | 7Y411004EA* |
| ThinkSystem DM5000F, 46TB (12x 3.84TB SSDs), 10GBASE-T, ONTAP 9.5 | 7Y411006EA* |
| ThinkSystem DM5000F, 92TB (24x 3.84TB SSDs), 10GBASE-T, ONTAP 9.5 | 7Y411007EA* |
| Lenovo ThinkSystem DM Series Storage (NAS, iSCSI, or FC connectivity) | |
| ThinkSystem DM3000H Hybrid Storage Array (2U12 LFF, CTO only) | 7Y42CTO1WW |
| ThinkSystem DM3000H, 48TB (12x 4TB HDDs), 16Gb FC / 10GbE SFP+, ONTAP 9.5 Fundamentals | 7Y421009NA* |
| ThinkSystem DM3000H, 48TB (12x 4TB HDDs), 16Gb FC / 10GbE SFP+, ONTAP 9.5 Fundamentals | 7Y421002EA* |
| ThinkSystem DM3000H, 48TB (12x 4TB HDDs), 16Gb FC / 10GbE SFP+, ONTAP 9.5 | 7Y421006EA* |
| ThinkSystem DM3000H, 96TB (12x 8TB HDDs), 16Gb FC / 10GbE SFP+, ONTAP 9.5 Fundamentals | 7Y421004EA* |
| ThinkSystem DM3000H, 96TB (12x 8TB HDDs), 16Gb FC / 10GbE SFP+, ONTAP 9.5 | 7Y421008EA* |
| ThinkSystem DM5000H Hybrid Storage Array (2U24 SFF, CTO only) | 7Y57CTO1WW |
| ThinkSystem DM5000H, 11.5TB (12x 960GB SSDs), 16Gb FC / 10GbE SFP+, ONTAP 9.5 Fundamentals | 7Y571011NA* |
| ThinkSystem DM5000H, 11.5TB (12x 960GB SSDs), 16Gb FC / 10GbE SFP+, ONTAP 9.5 Fundamentals | 7Y571003EA* |
| ThinkSystem DM5000H, 11.5TB (12x 960GB SSDs), 16Gb FC / 10GbE SFP+, ONTAP 9.5 | 7Y57100KEA* |
| ThinkSystem DM5000H, 14.4TB (12x 1.2TB HDDs), 16Gb FC / 10GbE SFP+, ONTAP 9.5 Fundamentals | 7Y57100BEA* |
| ThinkSystem DM5000H, 21.6TB (12x 1.8TB HDDs), 16Gb FC / 10GbE SFP+, ONTAP 9.5 Fundamentals | 7Y57100FEA* |
| ThinkSystem DM5000H, 23TB (24x 960GB SSDs), 16Gb FC / 10GbE SFP+, ONTAP 9.5 Fundamentals | 7Y571005EA* |
| ThinkSystem DM5000H, 23TB (24x 960GB SSDs), 16Gb FC / 10GbE SFP+, ONTAP 9.5 | 7Y57100MEA* |

| Description | Part number |
|--|-------------|
| ThinkSystem DM5000H, 28.8TB (24x 1.2TB HDDs), 16Gb FC / 10GbE SFP+, ONTAP 9.5 Fundamentals | 7Y57100DEA* |
| ThinkSystem DM5000H, 43.2TB (24x 1.8TB HDDs), 16Gb FC / 10GbE SFP+, ONTAP 9.5 Fundamentals | 7Y571010NA* |
| ThinkSystem DM5000H, 43.2TB (24x 1.8TB HDDs), 16Gb FC / 10GbE SFP+, ONTAP 9.5 Fundamentals | 7Y57100HEA* |
| ThinkSystem DM5000H, 43.2TB (24x 1.8TB HDDs), 16Gb FC / 10GbE SFP+, ONTAP 9.5 | 7Y57100ZEA* |
| ThinkSystem DM5000H, 46TB (12x 3.84TB SSDs), 16Gb FC / 10GbE SFP+, ONTAP 9.5 Fundamentals | 7Y571007EA* |
| ThinkSystem DM5000H, 46TB (12x 3.84TB SSDs), 16Gb FC / 10GbE SFP+, ONTAP 9.5 | 7Y57100PEA* |
| ThinkSystem DM5000H, 92TB (24x 3.84TB SSDs), 16Gb FC / 10GbE SFP+, ONTAP 9.5 Fundamentals | 7Y571009EA* |
| ThinkSystem DM5000H, 92TB (24x 3.84TB SSDs), 16Gb FC / 10GbE SFP+, ONTAP 9.5 | 7Y57100SEA* |
| ThinkSystem DM5000F Flash Storage Array (2U24 SFF, CTO only) | 7Y41CTO1WW |
| ThinkSystem DM5000F, 11.5TB (12x 960GB SSDs), 16Gb FC / 10GbE SFP+, ONTAP 9.5 | 7Y411001EA* |
| ThinkSystem DM5000F, 23TB (24x 960GB SSDs), 16Gb FC / 10GbE SFP+, ONTAP 9.5 | 7Y411003EA* |
| ThinkSystem DM5000F, 46TB (12x 3.84TB SSDs), 16Gb FC / 10GbE SFP+, ONTAP 9.5 | 7Y411005EA* |
| ThinkSystem DM5000F, 92TB (24x 3.84TB SSDs), 16Gb FC / 10GbE SFP+, ONTAP 9.5 | 7Y411000EA* |
| ThinkSystem DM7000H Hybrid Storage Array (3U, CTO only) | 7Y56CTO1WW |
| ThinkSystem DM7000F Flash Storage Array (3U, CTO only) | 7Y40CTO1WW |

* Preconfigured models that are available only in North America (part numbers that have NA at the end) or EMEA (part numbers that have EA at the end) and require Preconfigured support to be purchased with the storage system (See the respective product guide for details).

For more information, see the list of Product Guides in the Lenovo Storage category:

<http://lenovopress.com/storage/san/lenovo#rt=product-guide>

External backup units

The following table lists the external backup options that are offered by Lenovo that can be used with the ThinkSystem SR530 server for backup solutions.

Note: Information provided in this section is for ordering reference purposes only. End-to-end LTO Ultrium configuration support for a particular tape backup unit *must* be verified through the System Storage Interoperation Center (SSIC):

<http://www.ibm.com/systems/support/storage/ssic>

Table 48. External backup options

| Description | Part number |
|---|-------------|
| External RDX USB drives | |
| ThinkSystem RDX External USB 3.0 Dock | 4T27A10725 |
| External SAS tape backup drives | |
| IBM TS2260 Tape Drive Model H6S | 6160S6E |
| IBM TS2270 Tape Drive Model H7S | 6160S7E |
| IBM TS2280 Tape Drive Model H8S | 6160S8E |
| External SAS tape backup autoloaders | |
| IBM TS2900 Tape Autoloader w/LTO6 HH SAS | 6171S6R |
| IBM TS2900 Tape Autoloader w/LTO7 HH SAS | 6171S7R |
| IBM TS2900 Tape Autoloader w/LTO8 HH SAS | 6171S8R |
| External tape backup libraries | |
| IBM TS4300 3U Tape Library-Base Unit | 6741A1F |
| SAS backup drives for TS4300 Tape Library | |
| LTO 6 HH SAS Drive | 01KP934 |

| Description | Part number |
|---|-------------|
| LTO 7 HH SAS Drive | 01KP937 |
| LTO 8 HH SAS Drive | 01KP953 |
| Fibre Channel backup drives for TS4300 Tape Library | |
| LTO 6 FH Fibre Channel Drive | 01KP935 |
| LTO 6 HH Fibre Channel Drive | 01KP933 |
| LTO 7 FH Fibre Channel Drive | 01KP938 |
| LTO 7 HH Fibre Channel Drive | 01KP936 |
| LTO 8 FH Fibre Channel Drive | 01KP954 |
| LTO 8 HH Fibre Channel Drive | 01KP952 |

For more information, see the list of Product Guides in the Backup units category:
<https://lenovopress.com/servers/options/backup#rt=product-guide>

Ethernet LAN switches

The following table lists the Ethernet LAN switches that are offered by Lenovo that can be used with the ThinkSystem SR530 server for network connectivity.

Table 49. Ethernet LAN switches

| Description | Part number |
|--|-------------|
| 1 Gb Ethernet switches | |
| Lenovo ThinkSystem NE0152T RackSwitch (Rear to Front) | 7Y810011WW |
| Lenovo ThinkSystem NE0152TO RackSwitch (Rear to Front, ONIE) | 7Z320011WW |
| Lenovo RackSwitch G7028 (Rear to Front) | 7159BAX |
| Lenovo RackSwitch G7052 (Rear to Front) | 7159CAX |
| Lenovo CE0128TB Switch (3-Year Warranty) | 7Z340011WW |
| Lenovo CE0128TB Switch (Limited Lifetime Warranty) | 7Z360011WW |
| Lenovo CE0128PB Switch (3-Year Warranty) | 7Z340012WW |
| Lenovo CE0128PB Switch (Limited Lifetime Warranty) | 7Z360012WW |
| Lenovo CE0152TB Switch (3-Year Warranty) | 7Z350021WW |
| Lenovo CE0152TB Switch (Limited Lifetime Warranty) | 7Z370021WW |
| Lenovo CE0152PB Switch (3-Year Warranty) | 7Z350022WW |
| Lenovo CE0152PB Switch (Limited Lifetime Warranty) | 7Z370022WW |
| 10 Gb Ethernet switches | |
| Lenovo ThinkSystem NE1032 RackSwitch (Rear to Front) | 7159A1X |
| Lenovo ThinkSystem NE1032T RackSwitch (Rear to Front) | 7159B1X |
| Lenovo ThinkSystem NE1072T RackSwitch (Rear to Front) | 7159C1X |
| Lenovo RackSwitch G8272 (Rear to Front) | 7159CRW |
| 25 Gb Ethernet switches | |
| Lenovo ThinkSystem NE2572 RackSwitch (Rear to Front) | 7159E1X |
| Lenovo ThinkSystem NE2572O RackSwitch (Rear to Front, ONIE) | 7Z210021WW |
| 100 Gb Ethernet switches | |
| Lenovo ThinkSystem NE10032 RackSwitch (Rear to Front) | 7159D1X |
| Lenovo ThinkSystem NE10032O RackSwitch (Rear to Front, ONIE) | 7Z210011WW |

For more information, see the list of Product Guides in the Top-of-rack Switches category:
<http://lenovopress.com/servers/options/switches#rt=product-guide>

Fibre Channel SAN switches

The following table lists currently available Fibre Channel SAN switches that are offered by Lenovo that can be used with the ThinkSystem SR530 for external FC SAN storage connectivity.

Table 50. Fibre Channel SAN switches

| Description | Part number |
|---|-------------|
| 8 Gb FC | |
| Lenovo B300, 8 ports licensed, 8x 8Gb SWL SFPs, 1 PS, Rail Kit, 3Yr FW | 3873AR3 |
| Lenovo B300, E_Port License, 8 ports licensed, 8x 8Gb SWL SFPs, 1 PS, Rail Kit, 1Yr FW | 3873AR6 |
| 16 Gb FC | |
| Lenovo ThinkSystem DB610S, 8 ports licensed, 8x 16Gb SWL SFPs, 1 PS, Rail Kit, 1Yr FW | 6559F2A |
| Lenovo ThinkSystem DB610S, ENT., 24 ports licensed, 24x 16Gb SWL SFPs, 1 PS, Rail Kit, 1Yr FW | 6559F1A |
| Lenovo ThinkSystem DB620S, 24 ports licensed, 24x 16Gb SWL SFPs, 2 PS, Rail Kit, 1Yr FW | 6415J1A |
| Lenovo B6505, 12 ports licensed, 12x 16Gb SWL SFPs, 1 PS, Rail Kit, 1Yr FW | 3873ER1 |
| Lenovo B6510, 24 ports licensed, 24x 16Gb SWL SFPs, 2 PS, Rail Kit, 1Yr FW | 3873IR1 |
| Lenovo B6510, 24 ports licensed, 24x 16Gb SWL SFPs, 2 PS, Rail Kit, 3Yr FW | 3873BR3 |
| 32 Gb FC | |
| Lenovo ThinkSystem DB610S, 8 ports licensed, No SFPs, 1 PS, Rail Kit, 1Yr FW | 6559F3A |
| Lenovo ThinkSystem DB610S, 8 ports licensed, No SFPs, 1 PS, Rail Kit, 3Yr FW | 6559D3Y |
| Lenovo ThinkSystem DB620S, 24 ports licensed, No SFPs, 2 PS, Rail Kit, 1Yr FW | 6415G3A |
| Lenovo ThinkSystem DB620S, 24 ports licensed, 24x 32Gb SWL SFPs, 2 PS, Rail Kit, 1Yr FW | 6415H11 |
| Lenovo ThinkSystem DB620S, ENT., 48 ports licensed, 48x 32Gb SWL SFPs, 2 PS, Rail Kit, 1Yr FW | 6415H2A |
| Lenovo ThinkSystem DB630S, 48 ports licensed, No SFPs, 2 PS, Rail Kit, 1Yr FW | 7D1SA001WW |
| Lenovo ThinkSystem DB630S, 48 ports licensed, 48x 32Gb SWL SFPs, 2 PS, Rail Kit, 1Yr FW | 7D1SA002WW |
| Lenovo ThinkSystem DB630S, ENT., 96 ports licensed, 96x 32Gb SWL SFPs, 2 PS, Rail Kit, 1Yr FW | 7D1SA003WW |
| Lenovo ThinkSystem DB400D 32Gb FC Director, ENT., 4 Blade slots, 8U, 1Yr FW | 6684D2A |
| Lenovo ThinkSystem DB400D 32Gb FC Director, ENT., 4 Blade slots, 8U, 3Yr FW | 6684B2A |
| Lenovo ThinkSystem DB800D 32Gb FC Director, ENT., 8 Blade slots, 14U, 1Yr FW | 6682D1A |

For more information, see the list of Product Guides in the Rack SAN Switches category:
<http://lenovopress.com/storage/switches/rack#rt=product-guide>

Rack cabinets

The following table lists the rack cabinets that are currently offered by Lenovo that can be used for mounting the ThinkSystem SR530 servers and other IT infrastructure building blocks.

Table 51. Rack cabinets

| Description | Part number |
|---|-------------|
| 25U S2 Standard Rack (1000 mm deep; 2 sidewall compartments) | 93072RX |
| 25U Static S2 Standard Rack (1000 mm deep; 2 sidewall compartments) | 93072PX |
| 42U S2 Standard Rack (1000 mm deep; 6 sidewall compartments) | 93074RX |
| 42U 1100mm Enterprise V2 Dynamic Rack (6 sidewall compartments) | 93634PX |
| 42U 1100mm Enterprise V2 Dynamic Expansion Rack (6 sidewall compartments) | 93634EX |
| 42U 1200mm Deep Dynamic Rack (6 sidewall compartments) | 93604PX |
| 42U 1200mm Deep Static Rack (6 sidewall compartments) | 93614PX |
| 42U Enterprise Rack (1105 mm deep; 4 sidewall compartments) | 93084PX |
| 42U Enterprise Expansion Rack (1105 mm deep; 4 sidewall compartments) | 93084EX |

For more information, see the list of Product Guides in the Rack cabinets category:

<http://lenovopress.com/servers/options/racks#rt=product-guide>

KVM switches and consoles

The following table lists the KVM switches and consoles that are offered by Lenovo that can be used for providing console access to the ThinkSystem SR530 servers.

Table 52. KVM switch and console options

| Description | Part number |
|--|-------------|
| Consoles | |
| 1U 18.5" Standard Console (without keyboard) | 17238BX |
| Console keyboards | |
| ThinkSystem Keyboard w/ Int. Pointing Device USB - Arabic 253 RoHS v2 | 7ZB7A05469 |
| ThinkSystem Keyboard w/ Int. Pointing Device USB - Belg/UK 120 RoHS v2 | 7ZB7A05468 |
| ThinkSystem Keyboard w/ Int. Pointing Device USB - Czech 489 RoHS v2 | 7ZB7A05206 |
| ThinkSystem Keyboard w/ Int. Pointing Device USB - Danish 159 RoHS v2 | 7ZB7A05207 |
| ThinkSystem Keyboard w/ Int. Pointing Device USB - Dutch 143 RoHS v2 | 7ZB7A05208 |
| ThinkSystem Keyboard w/ Int. Pointing Device USB - Fr/Canada 445 RoHS v2 | 7ZB7A05210 |
| ThinkSystem Keyboard w/ Int. Pointing Device USB - French 189 RoHS v2 | 7ZB7A05209 |
| ThinkSystem Keyboard w/ Int. Pointing Device USB - German 129 RoHS v2 | 7ZB7A05211 |
| ThinkSystem Keyboard w/ Int. Pointing Device USB - Greek 219 RoHS v2 | 7ZB7A05212 |
| ThinkSystem Keyboard w/ Int. Pointing Device USB - Hebrew 212 RoHS v2 | 7ZB7A05213 |
| ThinkSystem Keyboard w/ Int. Pointing Device USB - Hungarian 208 RoHS v2 | 7ZB7A05214 |
| ThinkSystem Keyboard w/ Int. Pointing Device USB - Italian 141 RoHS v2 | 7ZB7A05215 |
| ThinkSystem Keyboard w/ Int. Pointing Device USB - Japanese 194 RoHS v2 | 7ZB7A05216 |
| ThinkSystem Keyboard w/ Int. Pointing Device USB - Korean 413 RoHS v2 | 7ZB7A05217 |
| ThinkSystem Keyboard w/ Int. Pointing Device USB - LA Span 171 RoHS v2 | 7ZB7A05218 |
| ThinkSystem Keyboard w/ Int. Pointing Device USB - Norwegian 155 RoHS v2 | 7ZB7A05219 |

| Description | Part number |
|--|--------------------|
| ThinkSystem Keyboard w/ Int. Pointing Device USB - Polish 214 RoHS v2 | 7ZB7A05220 |
| ThinkSystem Keyboard w/ Int. Pointing Device USB - Portugese 163 RoHS v2 | 7ZB7A05221 |
| ThinkSystem Keyboard w/ Int. Pointing Device USB - Russian 441 RoHS v2 | 7ZB7A05222 |
| ThinkSystem Keyboard w/ Int. Pointing Device USB - Slovak 245 RoHS v2 | 7ZB7A05223 |
| ThinkSystem Keyboard w/ Int. Pointing Device USB - Slovenian 234 RoHS v2 | 7ZB7A05231 |
| ThinkSystem Keyboard w/ Int. Pointing Device USB - Spanish 172 RoHS v2 | 7ZB7A05224 |
| ThinkSystem Keyboard w/ Int. Pointing Device USB - Swed/Finn 153 RoHS v2 | 7ZB7A05225 |
| ThinkSystem Keyboard w/ Int. Pointing Device USB - Swiss F/G 150 RoHS v2 | 7ZB7A05226 |
| ThinkSystem Keyboard w/ Int. Pointing Device USB - Thai 191 RoHS v2 | 7ZB7A05227 |
| ThinkSystem Keyboard w/ Int. Pointing Device USB - Trad Chinese/US 467 RoHS v2 | 7ZB7A05467 |
| ThinkSystem Keyboard w/ Int. Pointing Device USB - Turkish 179 RoHS v2 | 7ZB7A05228 |
| ThinkSystem Keyboard w/ Int. Pointing Device USB - UK Eng 166 RoHS v2 | 7ZB7A05229 |
| ThinkSystem Keyboard w/ Int. Pointing Device USB - US Eng 103P RoHS v2 | 7ZB7A05470 |
| ThinkSystem Keyboard w/ Int. Pointing Device USB - US Euro 103P RoHS v2 | 7ZB7A05230 |
| Console switches and cables - ThinkSystem Digital KVM | |
| ThinkSystem Digital 2x1x16 KVM Switch (DVI video output port) | 1754D1T |
| ThinkSystem VGA to DVI Conversion Cable | 4X97A11108 |
| ThinkSystem Single-USB Conversion Cable for Digital KVM | 4X97A11109 |
| ThinkSystem Dual-USB Conversion Cable for Digital KVM | 4X97A11107 |
| Console switches and cables - ThinkSystem Analog KVM | |
| ThinkSystem Analog 1x8 KVM Switch (DVI video output port) | 1754A1T |
| ThinkSystem VGA to DVI Conversion Cable | 4X97A11108 |
| ThinkSystem USB Conversion Cable for Analog KVM | 4X97A11106 |
| Console switches and cables - Global Console Managers | |
| Global 2x2x16 Console Manager (GCM16) (VGA video output port) | 1754D1X |
| Global 4x2x32 Console Manager (GCM32) (VGA video output port) | 1754D2X |
| Virtual Media Conversion Option Gen2 (VCO2) | 46M5383 |
| Serial Conversion Option (SCO) | 46M5382 |
| Console switches and cables - Local Console Managers | |
| Local 1x8 Console Manager (LCM8) (VGA video output port) | 1754A1X |
| Local 2x16 Console Manager (LCM16) (VGA video output port) | 1754A2X |
| Virtual Media Conversion Option Gen2 (VCO2) | 46M5383 |

For more information, see the list of Product Guides in the KVM Switches and Consoles category:
<http://lenovopress.com/servers/options/kvm#rt=product-guide>

Power distribution units

The following table lists the power distribution units (PDUs) that are currently offered by Lenovo that can be used for distributing electrical power to the ThinkSystem SR530 servers and other IT infrastructure building blocks mounted in a rack cabinet.

Table 53. Power distribution units

| Description | Part number |
|---|-------------|
| 0U Basic PDUs | |
| 0U 36 C13/6 C19 24A/200-240V 1 Phase PDU with NEMA L6-30P line cord | 00YJ776 |
| 0U 36 C13/6 C19 32A/200-240V 1 Phase PDU with IEC60309 332P6 line cord | 00YJ777 |
| 0U 21 C13/12 C19 32A/200-240V/346-415V 3 Phase PDU with IEC60309 532P6 line cord | 00YJ778 |
| 0U 21 C13/12 C19 48A/200-240V 3 Phase PDU with IEC60309 460P9 line cord | 00YJ779 |
| Switched and Monitored PDUs | |
| 0U 20 C13/4 C19 Switched and Monitored 24A/200-240V/1Ph PDU w/ NEMA L6-30P line cord | 00YJ781 |
| 0U 20 C13/4 C19 Switched and Monitored 32A/200-240V/1Ph PDU w/ IEC60309 332P6 line cord | 00YJ780 |
| 0U 18 C13/6 C19 Switched / Monitored 32A/200-240V/346-415V/3Ph PDU w/ IEC60309 532P6 cord | 00YJ782 |
| 0U 12 C13/12 C19 Switched and Monitored 48A/200-240V/3Ph PDU w/ IEC60309 460P9 line cord | 00YJ783 |
| 1U 9 C19/3 C13 Switched and Monitored DPI PDU (without line cord) | 46M4002 |
| 1U 9 C19/3 C13 Switched and Monitored 60A 3Ph PDU with IEC 309 3P+Gnd cord | 46M4003 |
| 1U 12 C13 Switched and Monitored DPI PDU (without line cord) | 46M4004 |
| 1U 12 C13 Switched and Monitored 60A 3 Phase PDU with IEC 309 3P+Gnd line cord | 46M4005 |
| Ultra Density Enterprise PDUs (9x IEC 320 C13 + 3x IEC 320 C19 outlets) | |
| Ultra Density Enterprise C19/C13 PDU Module (without line cord) | 71762NX |
| Ultra Density Enterprise C19/C13 PDU 60A/208V/3ph with IEC 309 3P+Gnd line cord | 71763NU |
| C13 Enterprise PDUs (12x IEC 320 C13 outlets) | |
| DPI C13 Enterprise PDU+ (without line cord) | 39M2816 |
| DPI Single Phase C13 Enterprise PDU (without line cord) | 39Y8941 |
| C19 Enterprise PDUs (6x IEC 320 C19 outlets) | |
| DPI Single Phase C19 Enterprise PDU (without line cord) | 39Y8948 |
| DPI 60A 3 Phase C19 Enterprise PDU with IEC 309 3P+G (208 V) fixed line cord | 39Y8923 |
| Front-end PDUs (3x IEC 320 C19 outlets) | |
| DPI 30amp/125V Front-end PDU with NEMA L5-30P line cord | 39Y8938 |
| DPI 30amp/250V Front-end PDU with NEMA L6-30P line cord | 39Y8939 |
| DPI 32amp/250V Front-end PDU with IEC 309 2P+Gnd line cord | 39Y8934 |
| DPI 60amp/250V Front-end PDU with IEC 309 2P+Gnd line cord | 39Y8940 |
| DPI 63amp/250V Front-end PDU with IEC 309 2P+Gnd line cord | 39Y8935 |
| Universal PDUs (7x IEC 320 C13 outlets) | |
| DPI Universal 7 C13 PDU (with 2 m IEC 320-C19 to C20 rack power cord) | 00YE443 |
| NEMA PDUs (6x NEMA 5-15R outlets) | |
| DPI 100-127V PDU with fixed NEMA L5-15P line cord | 39Y8905 |
| Line cords for PDUs that ship without a line cord | |
| DPI 30a Line Cord (NEMA L6-30P) | 40K9614 |
| DPI 32a Line Cord (IEC 309 P+N+G) | 40K9612 |
| DPI 32a Line Cord (IEC 309 3P+N+G) | 40K9611 |

| Description | Part number |
|--|-------------|
| DPI 60a Cord (IEC 309 2P+G) | 40K9615 |
| DPI 63a Cord (IEC 309 P+N+G) | 40K9613 |
| DPI Australian/NZ 3112 Line Cord (32A) | 40K9617 |
| DPI Korean 8305 Line Cord (30A) | 40K9618 |

For more information, see the list of Product Guides in the PDU category:

<http://lenovopress.com/servers/options/pdu#rt=product-guide>

Uninterruptible power supply units

The following table lists the uninterruptible power supply (UPS) units that are currently offered by Lenovo that can be used for providing electrical power protection to the ThinkSystem SR530 servers and other IT infrastructure building blocks.

Table 54. Uninterruptible power supply units

| Description | Part number |
|--|-------------|
| Worldwide models | |
| RT1.5kVA 2U Rack or Tower UPS (100-125VAC) (8x NEMA 5-15R 12A outlets) | 55941AX |
| RT1.5kVA 2U Rack or Tower UPS (200-240VAC) (8x IEC 320 C13 10A outlets) | 55941KX |
| RT2.2kVA 2U Rack or Tower UPS (100-125VAC) (8x NEMA 5-20R 16A outlets) | 55942AX |
| RT2.2kVA 2U Rack or Tower UPS (200-240VAC) (8x IEC 320 C13 10A, 1x IEC 320 C19 16A outlets) | 55942KX |
| RT3kVA 2U Rack or Tower UPS (100-125VAC) (6x NEMA5-20R 16A, 1x NEMA L5-30R 24A outlets) | 55943AX |
| RT3kVA 2U Rack or Tower UPS (200-240VAC) (8x IEC 320 C13 10A, 1x IEC 320 C19 16A outlets) | 55943KX |
| RT5kVA 3U Rack or Tower UPS (200-240VAC) (8x IEC 320 C13 10A, 2x IEC 320 C19 16A outlets) | 55945KX |
| RT6kVA 3U Rack or Tower UPS (200-240VAC) (8x IEC 320 C13 10A, 2x IEC 320 C19 16A outlets) | 55946KX |
| RT8kVA 6U Rack or Tower UPS (200-240VAC) (4x IEC 320-C19 16A outlets) | 55948KX |
| RT11kVA 6U Rack or Tower UPS (200-240VAC) (4x IEC 320-C19 16A outlets) | 55949KX |
| RT8kVA 6U 3:1 Phase Rack or Tower UPS (380-415VAC) (4x IEC 320-C19 16A outlets) | 55948PX |
| RT11kVA 6U 3:1 Phase Rack or Tower UPS (380-415VAC) (4x IEC 320-C19 16A outlets) | 55949PX |
| ASEAN, HTK, INDIA, and PRC models | |
| ThinkSystem RT3kVA 2U Standard UPS (200-230VAC) (2x C13 10A, 2x GB 10A, 1x C19 16A outlets) | 55943KT |
| ThinkSystem RT3kVA 2U Long Backup UPS (200-230VAC) (2x C13 10A, 2x GB 10A, 1x C19 16A outlets) | 55943LT |
| ThinkSystem RT6kVA 5U UPS (200-230VAC) (2x C13 10A outlets, 1x Terminal Block output) | 55946KT |
| ThinkSystem RT10kVA 5U UPS (200-230VAC) (2x C13 10A outlets, 1x Terminal Block output) | 5594XKT |

For more information, see the list of Product Guides in the Uninterruptible Power Supply Units category:

<http://lenovopress.com/servers/options/ups#rt=product-guide>

Lenovo Financial Services

Lenovo Financial Services reinforces Lenovo's commitment to deliver pioneering products and services that are recognized for their quality, excellence, and trustworthiness. Lenovo Financial Services offers financing solutions and services that complement your technology solution anywhere in the world.

We are dedicated to delivering a positive finance experience for customers like you who want to maximize your purchase power by obtaining the technology you need today, protect against technology obsolescence, and preserve your capital for other uses.

We work with businesses, non-profit organizations, governments and educational institutions to finance their entire technology solution. We focus on making it easy to do business with us. Our highly experienced team of finance professionals operates in a work culture that emphasizes the importance of providing outstanding customer service. Our systems, processes and flexible policies support our goal of providing customers with a positive experience.

We finance your entire solution. Unlike others, we allow you to bundle everything you need from hardware and software to service contracts, installation costs, training fees, and sales tax. If you decide weeks or months later to add to your solution, we can consolidate everything into a single invoice.

Our Premier Client services provide large accounts with special handling services to ensure these complex transactions are serviced properly. As a premier client, you have a dedicated finance specialist who manages your account through its life, from first invoice through asset return or purchase. This specialist develops an in-depth understanding of your invoice and payment requirements. For you, this dedication provides a high-quality, easy, and positive financing experience.

For your region-specific offers, please ask your Lenovo sales representative or your technology provider about the use of Lenovo Financial Services. For more information, see the following Lenovo website:

<http://www.lenovo.com/us/en/landingpage/lenovo-financial-services>

Related publications and links

For more information, see these resources:

- Lenovo ThinkSystem SR530 product page
<http://www3.lenovo.com/us/en/p/77XX7SR530>
- Lenovo Data Center Solution Configurator (DCSC):
<http://dcsc.lenovo.com>
- *PSREF: Product Specifications Reference for ThinkSystem SR530*
http://psref.lenovo.com/Product/ThinkSystem/ThinkSystem_SR530
- Lenovo Data Center Support Downloads - ThinkSystem SR530
<http://datacentersupport.lenovo.com/products/servers/thinksystem/sr530/7x07/downloads>
<http://datacentersupport.lenovo.com/products/servers/thinksystem/sr530/7x08/downloads>

Related product families

Product families related to this document are the following:

- [2-Socket Rack Servers](#)
- [ThinkSystem SR530 Server](#)

Notices

Lenovo may not offer the products, services, or features discussed in this document in all countries. Consult your local Lenovo representative for information on the products and services currently available in your area. Any reference to a Lenovo product, program, or service is not intended to state or imply that only that Lenovo product, program, or service may be used. Any functionally equivalent product, program, or service that does not infringe any Lenovo intellectual property right may be used instead. However, it is the user's responsibility to evaluate and verify the operation of any other product, program, or service. Lenovo may have patents or pending patent applications covering subject matter described in this document. The furnishing of this document does not give you any license to these patents. You can send license inquiries, in writing, to:

Lenovo (United States), Inc.
1009 Think Place - Building One
Morrisville, NC 27560
U.S.A.
Attention: Lenovo Director of Licensing

LENOVO PROVIDES THIS PUBLICATION "AS IS" WITHOUT WARRANTY OF ANY KIND, EITHER EXPRESS OR IMPLIED, INCLUDING, BUT NOT LIMITED TO, THE IMPLIED WARRANTIES OF NON-INFRINGEMENT, MERCHANTABILITY OR FITNESS FOR A PARTICULAR PURPOSE. Some jurisdictions do not allow disclaimer of express or implied warranties in certain transactions, therefore, this statement may not apply to you.

This information could include technical inaccuracies or typographical errors. Changes are periodically made to the information herein; these changes will be incorporated in new editions of the publication. Lenovo may make improvements and/or changes in the product(s) and/or the program(s) described in this publication at any time without notice.

The products described in this document are not intended for use in implantation or other life support applications where malfunction may result in injury or death to persons. The information contained in this document does not affect or change Lenovo product specifications or warranties. Nothing in this document shall operate as an express or implied license or indemnity under the intellectual property rights of Lenovo or third parties. All information contained in this document was obtained in specific environments and is presented as an illustration. The result obtained in other operating environments may vary. Lenovo may use or distribute any of the information you supply in any way it believes appropriate without incurring any obligation to you.

Any references in this publication to non-Lenovo Web sites are provided for convenience only and do not in any manner serve as an endorsement of those Web sites. The materials at those Web sites are not part of the materials for this Lenovo product, and use of those Web sites is at your own risk. Any performance data contained herein was determined in a controlled environment. Therefore, the result obtained in other operating environments may vary significantly. Some measurements may have been made on development-level systems and there is no guarantee that these measurements will be the same on generally available systems. Furthermore, some measurements may have been estimated through extrapolation. Actual results may vary. Users of this document should verify the applicable data for their specific environment.

© Copyright Lenovo 2020. All rights reserved.

This document, LP1045, was created or updated on December 13, 2019.

Send us your comments in one of the following ways:

- Use the online Contact us review form found at:
<http://lenovopress.com/LP1045>
- Send your comments in an e-mail to:
comments@lenovopress.com

This document is available online at <http://lenovopress.com/LP1045>.

Trademarks

Lenovo and the Lenovo logo are trademarks or registered trademarks of Lenovo in the United States, other countries, or both. A current list of Lenovo trademarks is available on the Web at <https://www.lenovo.com/us/en/legal/copytrade/>.

The following terms are trademarks of Lenovo in the United States, other countries, or both:

Bootable Media Creator

Flex System

Lenovo Services

Lenovo®

RackSwitch

System x®

ThinkSystem

TopSeller

TruDDR4

UpdateXpress System Packs

XClarity®

The following terms are trademarks of other companies:

Intel® and Xeon® are trademarks or registered trademarks of Intel Corporation or its subsidiaries in the United States and other countries.

Linux® is a trademark of Linus Torvalds in the United States, other countries, or both.

Hyper-V®, Microsoft®, PowerShell, Windows PowerShell®, Windows Server®, and Windows® are trademarks of Microsoft Corporation in the United States, other countries, or both.

Other company, product, or service names may be trademarks or service marks of others.