



# H3C S5560X-EI Series Converged Gigabit Switches

Release Date: Dec, 2022



New H3C Technologies Co., Limited

## Product Overview

H3C S5560X-EI is a series of intelligent scalable GE switches with outstanding performance, high port density, and ease of installation. It offers the following benefits:

- Industry-leading high-performance hardware architecture with H3C's state-of-the-art Comware 7 operating system.
- Seamless wired and wireless integration on a unified switching platform. The license-based wireless access controller functionality enables wired and wireless local forwarding at the access layer, eliminates the bandwidth bottlenecks typical of a wireless controller, expands wireless deployment, and saves TCO.
- Reliable hardware design with modular dual power supply and dual FAN design.
- Embedded SmartMC delivers the easiest and simplest network operation and management solution.
- Advanced free of charge enterprise features and functions like layered security, VxLAN, IRF and MACsec
- High-density 10/100/1000Base-T autosensing Ethernet ports or 10GE SFP + fiber ports on board
- One expansion slot, up to 9 optional interface cards that provide high density giga, 10GE, 25GE, 40GE and multigiga access.

As an access device on enterprise networks, the switch can provide GE connections for desktop applications. It can also be used as a core device on small- and medium-sized enterprise networks. On MAN or industrial networks, it provides GE access for users and transmits the aggregated traffic from downstream switches to core switches.

The S5560X-EI switch series has the following models:

- **S5560X-30C-EI:** 24 × 10/100/1000BASE-T ports (including 8 × combo interfaces), 4 × 10G/1G BASE-X SFP+ ports, 1 × expansion slot, 2 × fan tray slots, and 2 × power module slots.
- **S5560X-54C-EI:** 48 × 10/100/1000BASE-T ports, 4 × 10G/1G BASE-X SFP+ ports, 1 × expansion slot, 2 × fan tray slots, and 2 × power module slots.
- **S5560X-30F-EI:** 24 × SFP ports (including 8 × combo interfaces), 4 × 10G/1G BASE-X SFP+ ports, 1 × expansion slot, 2 × fan tray slots, and 2 × power module slots.
- **S5560X-54F-EI:** 48 × SFP ports, 4 × 10G/1G BASE-X SFP+ ports, 1 × expansion slot, 2 × fan tray slots, and 2 × power module slots.
- **S5560X-30C-PWR-EI:** 24 × 10/100/1000BASE-T ports, 4 × 10G/1G BASE-X SFP+ ports, 1 × expansion slot, 2 × fan tray slots, and 2 × power module slots.

- **S5560X-54C-PWR-EI:** 48 × 10/100/1000BASE-T ports, 4 × 10G/1G BASE-X SFP+ ports, 1 × expansion slot, 2 × fan tray slots, and 2 × power module slots.
- **S5560X-34S-EI:** 28 × 10/100/1000BASE-T ports (including 4 × combo interfaces), 4 × 10G/1G BASE-X SFP+ ports, and 2 × 40G QSFP+ ports, fixed AC&DC power supply
- **S5560X-54S-EI:** 48 × 10/100/1000BASE-T ports, 4 × 10G/1G BASE-X SFP+ ports, and 2 × 40G QSFP+ ports, fixed AC&DC power supply
- **S5560X-30F-EI:** 24 × SFP ports, 4 × 10G/1G BASE-X SFP+, 4 × 40G QSFP+ ports, fixed AC&DC power supply.




S5560X-30C-EI



S5560X-54C-EI



S5560X-30F-EI



S5560X-54F-EI




S5560X-30C-PWR-EI




S5560X-54C-PWR-EI



S5560X-34S-EI



S5560X-54S-EI



S5560X-30F-EI

## Features

### High Scalability and High Port Density

H3C S5560X-EI series switches provide 24 or 48 Giga and 4 fixed 10GE ports onboard with one expansion slot, supporting up to 9 types of interface cards like 2-port 10GBaseT / SFP+; 8-port 10G SFP+ card; 2-port 40G QSFP+ card and Multigiga ports. The switch supports up to 12 10G ports, 2\*25G or 2\*40G ports. The scaling flexibility and the high port density satisfy the requirements for hybrid configuration of copper ports and fiber ports at the distribution layer in large sized networks or at the core layer in SMB sized networks.

## VXLAN (Virtual eXtensible LAN) Technology

Virtual eXtensible LAN (VXLAN) is a MAC-in-UDP technology that provides Layer 2 connectivity between distant network sites across an IP network. VXLAN enables long-distance virtual machine and data mobility and is typically used in data centers and the access layer of campus networks for multitenant services. The H3C implementation of VXLAN supports automatic VXLAN tunnel establishment with EVPN.

## Open Application Architecture

In H3C open application architecture (OAA), the switch can accommodate high-performance OAP modules to offer dedicated services such as firewall, IPS, or load balancing in addition to conventional forwarding services. By installing OAP modules, the customers can use the switch as a multiservice device without having to buy separate service appliances, such as a firewall device.

## Embedded Access Controller

H3C S5560X-EI series switches implement the WLAN function by installing an AC feature pack on the main control unit, thereby implementing both the wired function and the WLAN function on a single device. Embedded AC is a low-cost WLAN solution, save overall investment, improve forwarding capacity, realized a true unified wired and wireless solution in Campus. Max 256 APs supported on one single switches.

## High-performance IPv4/IPv6 service capabilities

H3C S5560X-EI series switches come with IPv4/IPv6 dual-stack platform which provides sophisticated IPv4/IPv6 solutions by supporting multiple tunnels, IPv4/IPv6 Layer 3 routing protocols, multicasting, and policy-based routing. The S5560X-EI series switches are mature commercial IPv6 product that has passed the IPv6 network access certification of the Chinese Ministry of Industry and Information Technology and the IPv6 Ready Phase II certification.

## H3C Intelligent Resilient Framework 2 (IRF2)

H3C S5560X-EI series switches are pre-built with Intelligent Resilient Framework 2 (IRF2). IRF2 provides the following benefits:

- **High scalability:** With IRF2, plug-n-play device aggregation can be achieved by adding one or more switches into the IRF2 stack and enabling IRF2 stacking on the new device. New devices can be managed with a single IP, and upgraded at the same time to reduce network expansion cost.
- **High reliability:** The IRF2 patented 1: N backup technology allows each slave device in the IRF2 stack to serve as the backup of the master, creating control and data link redundancy, as well as uninterrupted layer-3 forwarding. This improves the reliability, avoids unplanned business downtime and serves to improve overall performance. When the master device fails, traffic remains uninterrupted.
- **Load balancing:** IRF2 supports cross-device link aggregation, upstream and downstream can be



connected to more than one physical link, which creates another layer of network redundancy and boosts the network resource utilization.

- **Availability:** H3C Implements IRF2 through standard Forty Gigabit Ethernet (40GE) or Ten Gigabit Ethernet (10GE) ports which allocates bandwidth for business and application access and reasonably splits local traffic and upstream traffic. IRF2 rules not only able to obeyed within and across the rack, but also across the LAN

## Software-Defined Networking

Software-defined networking (SDN) is an innovative network architecture that separates the control plane from the forwarding plane, typically by using OpenFlow. SDN significantly simplifies network management, reduces maintenance complexity and cost, enables flexible traffic management, and offers a good platform for core network and application innovations.

The S5560X-EI network switch series supports a large network flow table. Combined with H3C SDN controller, it can easily implement a two-layer network architecture and quickly add functions in existing network in order to drastically reduces network management complexity while substantially lowers network maintenance cost.

## Comprehensive Security Control Policies

Endpoint Admission Defense (EAD), in conjunction with the backend system, integrates endpoint security (including anti-virus and patching) and network security (including network access control and access right control) into an interactive security system. By checking, isolating, repairing, managing, and monitoring the endpoints, this system turns reactive single-point defense to proactive, all-round defense, and dispersed management to centralized policy management. This system enhances the overall network protection against numerous security threats and improves the responsiveness to new threats.

The switch supports unified MAC address authentication, 802.1x authentication, and portal authentication; dynamic or static binding of user identifiers such as user account, IP address, MAC address, VLAN, and port number; and dynamic application of user profiles or policies (such as VLAN, QoS, and ACL) on users. Using the switch in conjunction with H3C IMC, you can manage and monitor online users in real time and take prompt action on illegitimate behaviors.

The switch offers a large number of inbound and outbound ACLs and VLAN-based ACL assignment.

The switch supports Unicast Reverse Path Forwarding (uRPF), which protects a network against source spoofing attacks, preventing DoS and DDoS attacks.

## MACsec

MACsec is an ideal hop-by-hop link-layer security protocol for Ethernet networks, which are typically insecure. It provides the following services:

- **Data encryption:** Encrypts data over the Ethernet link to protect data against security issues such as eavesdropping.
- **Antireplay:** Prevents packets from being intercepted and modified en route to protect the network against unauthorized access.
- **Tampering protection:** prevents packet tampering to protect data integrity.

MACsec supports the following deployments:

- **Client-oriented:** Protects data transmission over the link between the client and its access device.
- **Device-oriented mode:** Protects data transmission over the link between two peering devices.

The switch can cooperate with H3C iNode client and core switches such as S10500 and S7500 to provide a complete MACsec solution.

## High Availability

The switch offers the following hardware high availability features:

- 1+1 power module redundancy and 1+1 fan tray redundancy.
- Supports multiple AC and DC power module options.
- Automatically monitors power module and fan tray status, and generates alarms when a power or temperature event occurs.
- Adjusts fan speed based on the change in temperature.

In addition to hardware redundancy, the switch provides a variety of node and link redundancy and protection mechanisms, including:

- Ethernet link aggregation, including LACP.
- Spanning tree protocols, including STP, RSTP and MSTP.
- Smart Link, which protects faster link switchover for dual uplink network.
- Rapid Ring Protection Protocol (RRPP).



- IRF 2 ring topology in conjunction with multichassis link aggregation.

### Abundant QoS Features

The switch offers abundant QoS features, including:

- Packet filtering based on packet header fields from Layer 2 through Layer 4, including source MAC, destination MAC, source IP, destination IP, TCP/UDP port number, protocol type, and VLAN.
- Flexible queuing and scheduling algorithms configured on a per-port or per-queue basis, including strict priority (SP), weighted round robin (WRR), SP+WRR, weighted fair queuing (WFQ), and SP+WFQ.
- Committed access rate (CAR) with the minimum granularity at 64 kbps.
- Port mirroring in both outbound and inbound directions for network monitoring and troubleshooting.

### Outstanding Management Capacity

The S5560X-EI switch series supports abundant management ports, such as the console port, mini-USB and the out-of-band network management port. It supports the Simple Network Management Protocol (SNMP) v1/v2c/v3, Open View, IMC, CLI, Web-based NMS and Telnet allowing easy device management. It also supports SSH2.0 to provide better protection management.

The S5560X-EI switch supports SPAN/RSPAN/ERSPAN mirroring, and multiple mirroring ports so that network traffic can be analyzed to carry out corresponding management and maintenance measures and traffic of network services and applications is visible. The S5500X-EI switch provides network stream analysis reports, which help users to promptly optimize the network structure and adjust resource deployment.

### Smart Management Center (SmartMC)

SmartMC is H3C's latest offering and innovation that helps small and middle size enterprise network to address management issue and is free of charge, easy to use web management tool. SmartMC is embedded network management tool into the switch, it includes commander switches and other access switches.

SmartMC delivers the following benefits:

- **Intelligent operation:** once the switch is powered on and SmartMC function is enabled, topology will be created automatically and user can go enhanced web GUI to check the latest status.
- **Centralized management:** all management can be achieved via commander switch such as centralized configuration backup, and software version management, increasing working efficiency.
- **One key device replacement:** in case of one switch failure, the new added same type switch can download the same configuration and work as old switch immediately

## Multichassis Link Aggregation Group (M-LAG) (Original DRNI)

H3C S5560X-EI series switches support M-LAG, which enables links of multiple switches to aggregate into one to implement device-level link backup. M-LAG is applicable to servers dual-homed to a pair of access devices for node redundancy.

- **Streamlined topology:** M-LAG simplifies the network topology and spanning tree configuration by virtualizing two physical devices into one logical device.
- **Independent upgrading:** The DR member devices can be upgraded independently one by one to minimize the impact on traffic forwarding.
- **High availability:** The DR system uses a keepalive link to detect multi-active collision to ensure that only one member device forwards traffic after a DR system splits.

## Visualization Ability

H3C S5560X-EI series switches support Telemetry technology, which can send the switch's real-time resource information and alarm information to the O&M platform through the gRPC protocol.

The platform can realize network quality backtracking, troubleshooting, risk early warning, architecture optimization and other functions to accurately guarantee user experience by analyzing real-time data.

## Professional Surge Protection Function

H3C S5560X-EI series switches use professional built-in surge protection technology and support the industry-leading 10KV service port surge protection capability, which greatly reduces the damage rate of surge strikes to equipment even in harsh working environments.

## Hardware Specifications

Item	S5560X-30C-EI	S5560X-54C-EI	S5560X-30F-EI	S5560X-54F-EI	S5560X-30F-EIF
Port switching capacity	288Gbps	336Gbps	288Gbps	336Gbps	288Gbps
Packet forwarding rate	216 Mpps	252 Mpps	216 Mpps	252 Mpps	216 Mpps
Box switching	598Gbps				

Item	S5560X-30C-EI	S5560X-54C-EI	S5560X-30F-EI	S5560X-54F-EI	S5560X-30F-EIF
capacity					
Dimensions (H × W × D)	43.6 × 440 × 360 mm (1.72 × 17.32 × 14.17 in)	43.6 × 440 × 360 mm (1.72 × 17.32 × 14.17 in)	43.6 × 440 × 360 mm (1.72 × 17.32 × 14.17 in)	43.6 × 440 × 360 mm (1.72 × 17.32 × 14.17 in)	43.6 × 440 × 220 mm (1.72 × 17.32 × 8.66 in)
Weight	≤ 6.7 kg (14.77 lb)	≤ 7.0 kg (15.43 lb)	≤ 6.6 kg (14.55 lb)	≤ 6.7 kg (14.77 lb)	≤ 3.2 kg (7.05 lb)
CPU	Dual Core, 800MHz				
Flash/SDRAM	1GB/2GB				
Management Ethernet ports	1				
Console ports	1 × RJ-45 console port 1 × Micro-USB console port Only the Micro-USB console port is available when you connect both ports.				
Service ports	24 × 10/100/1000Base-T autosensing Ethernet ports (including 8 combo interfaces) 4 × 10G SFP+ ports	48 × 10/100/1000Base-T autosensing Ethernet ports 4 × 10G SFP+ ports	24 × SFP ports (including 8 combo interfaces) 4 × 10G SFP+ ports	48 × SFP ports 4 × 10G SFP+ ports	24 × SFP ports (including 8 combo interfaces) 4 × 10G SFP+ ports 2 × 40G QSFP+ ports
Expansion slots	1				0
Compatible interface module	2-port 40GE QSFP+ interface module 2-port 10G SFP+ interface module 2-port 25G SFP28 interface module 2-Port 10G BASE-T Interface Card with MACSec 2-Port 10G SFP Plus Interface Card with MACSec 4-Port 10/100/1000BASE-T Ethernet, 6-Port SFP (2-Port Combo) Interface Module 8-Port 10G SFP Plus with MACSec Interface Module 8-Port 1/2.5/5G BASE-T Ethernet Copper Interface Module 8-Port 1/2.5/5/10G BASE-T Ethernet Copper Interface Module				N/A
AC input	PSR150-A1&PSR150-A2:				

Item	S5560X-30C-EI	S5560X-54C-EI	S5560X-30F-EI	S5560X-54F-EI	S5560X-30F-EIF
voltage	Rated: 100 VAC to 240 VAC @ 50 Hz/60 Hz Max: 90 VAC to 264 VAC @ 47 Hz to 63 Hz				
DC input voltage	PSR150-D1: Rated: -48 VDC to -60 VDC Max: -36 VDC to -72 VDC You can use a -48 VDC power source in the equipment room or an H3C RPS (RPS800-A or RPS1600-A).				
Min. power consumption	Single AC input: 24 W Dual AC inputs: 29 W Single DC input: 24 W Dual DC inputs: 28 W	Single AC input: 27 W Dual AC inputs: 31 W Single DC input: 24 W Dual DC inputs: 29 W	Single AC input: 24 W Dual AC inputs: 29 W Single DC input: 24 W Dual DC inputs: 30 W	Single AC input: 30 W Dual AC inputs: 37 W Single DC input: 30 W Dual DC inputs: 36 W	AC:20W DC:23W
Max. power consumption	Single AC input: 87 W Dual AC inputs: 91 W Single DC input: 88 W Dual DC inputs: 95 W	Single AC input: 88 W Dual AC inputs: 93 W Single DC input: 89 W Dual DC inputs: 96 W	Single AC input: 112 W Dual AC inputs: 116 W Single DC input: 113 W Dual DC inputs: 122 W	Single AC input: 130 W Dual AC inputs: 134 W Single DC input: 132 W Dual DC inputs: 140 W	AC:71W DC:72W
MTBF(Year)	178.67	151.28	170.05	149.97	170.05
MTTR(Hour)	1	1	1	1	1
Operating temperature	-5°C ~ 50°C(normal operating temperature) -5°C ~ 45°C(When using transceiver modules with transmission distance ≥ 10km)				
Storage temperature	-40°C to 70°C(-40°F to 158°F)				
Operating & storage humidity	5% RH to 95% RH, non-condensing				

## Hardware Specifications (continued)

Item	S5560X-30C-PWR-EI	S5560X-54C-PWR-EI	S5560X-34S-EI	S5560X-54S-EI
Port Switching capacity	288Gbps	336Gbps	288Gbps	336Gbps
Packet forwarding rate	216 Mpps	252 Mpps	216 Mpps	252 Mpps
Box switching capacity	598Gbps			
Dimensions (H × W × D)	43.6 × 440 × 460 mm (1.72 × 17.32 × 18.11 in)	43.6 × 440 × 460 mm (1.72 × 17.32 × 18.11 in)	43.6 × 440 × 260 mm (1.72 × 17.32 × 10.24 in)	43.6 × 440 × 260 mm (1.72 × 17.32 × 10.24 in)
Weight	≤ 9.2 kg (20.28 lb)	≤ 9.6 kg (21.16 lb)	≤ 3.6 kg (7.94 lb)	≤ 3.9 kg (8.60 lb)
CPU	Dual Core, 800MHz			
Flash/SDRAM	1GB/2GB			
Packet buffer	4M			
Management Ethernet ports	1			
Console ports	1 × RJ-45 console port 1 × Micro-USB console port Only the Micro-USB console port is available when you connect both ports.			
Service ports	24 × 10/100/1000Base-T autosensing Ethernet ports 4 × 10G SFP+ ports	48 × 10/100/1000Base-T autosensing Ethernet ports 4 × 10G SFP+ ports	28 × 10/100/1000Base-T autosensing Ethernet ports (including 4 combo interfaces) 4 × 10G SFP+ ports 2 × 40G QSFP+ ports	48 × 10/100/1000Base-T autosensing Ethernet ports 4 × 10G SFP+ ports 2 × 40G QSFP+ ports
Expansion slots	1	1	N/A	N/A
Compatible interface modules	2-port 40GE QSFP+ interface module 2-port 25G SFP28 interface module 2-port 10G SFP+ interface module 2-Port 10G BASE-T Interface Card with MACSec 2-Port 10G SFP Plus Interface Card with		N/A	N/A

Item	S5560X-30C-PWR-EI	S5560X-54C-PWR-EI	S5560X-34S-EI	S5560X-54S-EI
	MACSec 4-Port 10/100/1000BASE-T Ethernet,6-Port SFP(2-Port Combo) Interface Module 8-Port 10G SFP Plus with MACSec Interface Module 8-Port 1/2.5/5G BASE-T Ethernet Copper Interface Module 8-Port 1/2.5/5/10G BASE-T Ethernet Copper Interface Module			
AC input voltage	PSR360-56A/PSR720-56A: Rated: 100 VAC to 240 VAC @ 50 Hz/60 Hz Max: 90 VAC to 264 VAC @ 47 Hz to 63 Hz PSR1110-56A: Rated: 115 VAC to 240 VAC @ 50 Hz/60 Hz Max: 102.5 VAC to 264 VAC @ 47 Hz to 63 Hz		Rated: 100 VAC to 240 VAC @ 50 Hz/60 Hz Max: 90 VAC to 264 VAC @ 47 Hz to 63 Hz	
DC input voltage	PSR560-56D: Rated: -48 VDC to -60 VDC Max: -36 VDC to -72 VDC You can use a -48 VDC power source in the equipment room or an H3C RPS (RPS1600-A).		Rated: -48 VDC to -60 VDC Max: -36 VDC to -72 VDC You can use a -48 VDC power source in the equipment room or an H3C RPS (RPS800-A or RPS1600-A).	
Min. power consumption	Single AC input: 31 W Dual AC inputs: 31 W Single DC input: 43 W Dual DC inputs: 60 W	Single AC input: 33 W Dual AC inputs: 40 W Single DC input: 48 W Dual DC inputs: 66 W	Single AC input: 19 W	Single AC input: 22 W
Max. power consumption	Single 1110 W AC input: 926 W (including 720 W for PoE) Dual 1110 W AC inputs: 928 W (including 720 W for PoE) Single 560 W DC input: 486 W (including 360 W for PoE) Dual 560 W DC	Single 1110 W AC input: 1090 W (including 810 W for PoE) Dual 1110 W AC inputs: 1742 W (including 1440 W for PoE) Single 560 W DC input: 502 W (including 360 W for PoE) Dual 560 W DC	Single AC input: 56 W Single DC input: 57 W	Single AC input: 66 W Single DC input: 68 W



Item	S5560X-30C-PWR-EI	S5560X-54C-PWR-EI	S5560X-34S-EI	S5560X-54S-EI
	inputs: 876 W (including 720 W for PoE)	inputs: 1003 W (including 810 W for PoE)		
MTBF(Year)	151.08	133.40	109.80	101.50
MTTR(Hour)	1	1	1	1
Operating temperature	-5°C ~ 50°C(normal operating temperature) -5°C ~ 45°C(When using transceiver modules with transmission distance ≥ 10km)			
Storage temperature	-40°C to 70°C(-40°F to 158°F)			
Operating & storage humidity	5% RH to 95% RH, non-condensing			

Note: This content is applicable only to regions outside mainland China. H3C reserves the right to interpret the content.

## Software Specifications

Item	S5560X-EI switch series
SDN/OpenFlow	OpenFlow 1.3 Multiple controllers (equal/master/slave controller role) Concurrent processing of multiple flow tables Group table Meter
VXLAN	VXLAN L2 switching VXLAN L3 routing VXLAN VTEP IS-IS+ENDP distributed control plane MP-BGP+EVPN distributed control plane OpenFlow+Netconf centralized control plane
Link aggregation	1G/10G/40G port aggregation Static aggregation Dynamic aggregation Multichassis link aggregation
Broadcast/Multicast/Unicast storm	Storm suppression based on port bandwidth percentage Storm suppression based on PPS Storm suppression based on BPS

Item	S5560X-EI switch series
suppression	Broadcast traffic/Multicast traffic/Unknown unicast traffic suppression
MAC address table	MAC address entries Static MAC address Blackhole MAC address MAC learning limit
ARP Table	Static ARP Gratuitous ARP Common proxy ARP and local proxy ARP Dynamic ARP inspection ARP anti-attack ARP flood suppression ARP source suppression ARP detection based on DHCP snooping safety entries, 802.1X entries, and IP/MAC static binding entries
VLAN	Port-based VLAN MAC-based VLAN Protocol-based VLAN IP subnet based VLAN Dynamic VLAN QinQ and flexible QinQ VLAN mapping Voice VLAN MVRP ((GVRP analog)) Hardware-based switching
Loop-free redundant Layer 2 topology	STP/RSTP/MSTP/PVST/PVST+ STP Root Guard BPDU Guard BPDU Blocking and Root Guard Link Detection (UDLD) Digital Diagnostic Monitor (DDM) G.8032 Ethernet ring protection switching (ERPS)
DHCP	DHCP client DHCP snooping DHCP relay

Item	S5560X-EI switch series
	DHCP server DHCP snooping Option 82/DHCP relay Option 82 DHCPv6
IRF2	IRF2 Distributed device management, distributed link aggregation, and distributed resilient routing Stacking through standard Ethernet interfaces Local device stacking and remote device stacking Support up to 9 devices stacking
IP routing	IPv4 routing IPv6 routing Static routing RIPv1/v2 and RIPv6 OSPFv1/v2/v3 BGP and BGP4+ for IPv6 Hardware-based IPv4/IPv6 routing Equal-cost multi-path routing (ECMP) and policy routing VRRP/VRRPv3 Inter VLAN routing
IPv6	Neighbor Discovery (ND) PMTU IPv6-Ping, IPv6-Tracert, IPv6-Telnet, and IPv6-TFTP Manual tunnel 6to4 tunnel ISATAP tunnel GRE tunnel
Multicast	IGMP Snooping v1/v2/v3 and MLD Snooping v1/v2 PIM Snooping MLD Proxy Multicast VLAN IGMP v1/v2/v3 and MLD v1/v2 PIM-DM, PIM-SM and PIM-SSM MSDP and MSDP for IPv6 MBGP and MBGP for IPv6

Item	S5560X-EI switch series
MPLS	Support MPLS Support MCE Support MPLS VPN, VPLS
Mirroring	Flow mirroring N:4 port mirroring Local port mirroring and remote port mirroring Policy-based Mirroring Traffic Mirroring mirror session quantity: support 8 mirror group Proportion of Port Mirroring: N:1 Proportion of Traffic Mirroring: N:1
QoS/ACL	Layer 2 to Layer 4 packet filtering Traffic classification based on source MAC, destination MAC, source IP, destination IP, TCP/UDP port, and VLAN Time range-based ACL Bi-directional ACLs (inbound and outbound) VLAN-based ACL issuing Rate limit for receiving and transmitting packets (a minimum CIR of 8 Kbps) Packet redirection 802.1p priority and DSCP priority Committed Access Rate (CAR) Flexible queue scheduling algorithms based on both port and queue, including SP, WRR, and SP+WRR ToS(Type of Service) Best-effort service/ IntServ/DiffServ 802.1p, DSCP, EXP
Security	Hierarchical user management and password protection MAC-based authentication 802.1X Storm constrain Guest VLAN AAA authentication RADIUS authentication HW TACACS+ Authentication

Item	S5560X-EI switch series
	SSH 2.0 Port isolation Port security EAD Dynamic ARP detection BPDU guard and root guard uRPF IP/Port/MAC binding Plaintext authentication and MD5 authentication for OSPF and RIPv2 packets Public Key Infrastructure (PKI) IP Source Guard CPU protection HTTPs SCP
Forwarding	Wire-speed/Line-rate architecture
Loading and upgrading	Loading and upgrading through XMODEM/FTP/TFTP Loading and upgrading from USB Multiple system images stored
Management and maintenance	Zero Touch Provision Configuration through CLI, Telnet, and console port SNMPv1/v2c/v3 and Web-based NMS SNMP for IPv6 Restful Python Web network management RMON(Remote Network Monitoring) and groups 1,2,3and 9, alarm event, and history recording. IMC network management system System log, alarming based on severity, debugging information output NTP, SNTP Power, fan, and temperature alarming Ping and Tracert Virtual Cable Test (VCT) Device Link Detection Protocol (DLDP) LLDP, LLDP-MED

Item	S5560X-EI switch series
	Loopback detection
Power saving	Automatic port power-down Scheduled port power-down (schedule job) 802.3az Energy Efficient Ethernet (EEE) support
EMC	FCC Part 15 Subpart B CLASS A ICES-003 CLASS A VCCI CLASS A CISPR 32 CLASS A EN 55032 CLASS A AS/NZS CISPR32 CLASS A CISPR 24 EN 55024 EN 61000-3-2 EN 61000-3-3 ETSI EN 300 386 GB/T 9254 YD/T 993
Safety	UL 60950-1 CAN/CSA C22.2 No 60950-1 IEC 60950-1 EN 60950-1 AS/NZS 60950-1 FDA 21 CFR Subchapter J GB 4943.1

## Performance Specification

Model	S5560X-30C-EI	S5560X-54C-EI	S5560X-30F-EI	S5560X-54F-EI	S5560X-30F-EIF	S5560X-30C-PWR-EI	S5560X-54C-PWR-EI	S5560X-34S-EI	S5560X-54S-EI
MAC address entries	65,536	65,536	65,536	65,536	65,536	65,536	65,536	65,536	65,536



Model	S5560X-30C-EI	S5560X-54C-EI	S5560X-30F-EI	S5560X-54F-EI	S5560X-30F-EIF	S5560X-30C-PWR-EI	S5560X-54C-PWR-EI	S5560X-34S-EI	S5560X-54S-EI
VLAN table	4094	4094	4094	4094	4094	4094	4094	4094	4094
VLAN interface	1024	1024	1024	1024	1024	1024	1024	1024	1024
Active VLAN	4094	4094	4094	4094	4094	4094	4094	4094	4094
IPv4 routing entries	32,768	32,768	32,768	32,768	32,768	32,768	32,768	32,768	32,768
IPv4 ARP entries	32,768	32,768	32,768	32,768	32,768	32,768	32,768	32,768	32,768
IPv4 ACL entries	Ingress: 2048	Ingress: 2048	Ingress: 2048	Ingress: 2048	Ingress: 2048	Ingress: 2048	Ingress: 2048	Ingress: 2048	Ingress: 2048
	Egress: 512	Egress: 512	Egress: 512	Egress: 512	Egress: 512	Egress: 512	Egress: 512	Egress: 512	Egress: 512
IPv4 multicast L2 entries	4000	4000	4000	4000	4000	4000	4000	4000	4000
IPv4 multicast L3 entries	4000	4000	4000	4000	4000	4000	4000	4000	4000
IPv6 unicast routing entries	16,384	16,384	16,384	16,384	16,384	16,384	16,384	16,384	16,384
QOS forward queues	8	8	8	8	8	8	8	8	8
IPv6 ACL entries	Ingress: 2048	Ingress: 2048	Ingress: 2048	Ingress: 2048	Ingress: 2048	Ingress: 2048	Ingress: 2048	Ingress: 2048	Ingress: 2048
	Egress: 512	Egress: 512	Egress: 512	Egress: 512	Egress: 512	Egress: 512	Egress: 512	Egress: 512	Egress: 512

Model	S5560X-30C-EI	S5560X-54C-EI	S5560X-30F-EI	S5560X-54F-EI	S5560X-30F-EIF	S5560X-30C-PWR-EI	S5560X-54C-PWR-EI	S5560X-34S-EI	S5560X-54S-EI
IPv6 ND entries	16,384	16,384	16,384	16,384	16,384	16,384	16,384	16,384	16,384
IPv6 multicast L2 entries	4000	4000	4000	4000	4000	4000	4000	4000	4000
IPv6 multicast L3 entries	2000	2000	2000	2000	2000	2000	2000	2000	2000
Jumbo frame length (Bytes)	10000	10000	10000	10000	10000	10000	10000	10000	10000
Max Stacking Members	9	9	9	9	9	9	9	9	9
Max Stacking	160Gbps	160Gbps	160Gbps	160Gbps	160Gbps	160Gbps	160Gbps	160Gbps	160Gbps
Bandwidth	160Gbps	160Gbps	160Gbps	160Gbps	160Gbps	160Gbps	160Gbps	160Gbps	160Gbps
LACP group	128	128	128	128	128	128	128	128	128
MAX num in one LACP group	32	32	32	32	32	32	32	32	32

## Removable Components Matrix

Field Replace Unit	S5560X-30C-EI S5560X-54C-EI S5560X-30F-EI S5560X-54F-EI	S5560X-30C-PWR-EI S5560X-54C-PWR-EI
Removable power modules		
PSR150-A1	Supported	Not supported
PSR150-A2	Supported	Not supported
PSR150-D1	Supported	Not supported
PSR360-56A	Not supported	Supported
PSR560-56D	Not supported	Supported
PSR720-56A	Not supported	Supported
PSR1110-56A	Not supported	Supported
Removable fan trays		
LSPM1FANSA	Supported	Supported
LSPM1FANSB	Supported	Supported
Expansion cards		
LSWM2QP2P	Supported	Supported
LSWM2SP2PM	Supported	Supported
LSWM4SP8PM	Supported	Supported
LSPM4G4T6P	Supported	Supported
LSWM2XMGT8P	Supported	Supported
LSWM2MGT8P	Supported	Supported
LSWM2ZSP2P	Supported	Supported
LSWM2SP2PB	Supported	Supported
LSWM2SP4PB	Supported	Supported

## PoE Power Capacity

Power supply 1	Power supply 2	S5560X-30C-PWR-EI		S5560X-54C-PWR-EI	
		Total PoE power capacity	PoE Ports Quantity	Total PoE power capacity	PoE Ports Quantity
PSR360-56A	/	180 W	15.4W (802.3af): 11 30W (802.3at): 6	180 W	15.4W (802.3af): 11 30W (802.3at): 6
PSR360-56A	PSR360-56A	450 W	15.4W (802.3af): 24 30W (802.3at): 15	450 W	15.4W (802.3af): 28 30W (802.3at): 15
PSR720-56A	/	450 W	15.4W (802.3af): 24 30W (802.3at): 15	450 W	15.4W (802.3af): 28 30W (802.3at): 15
PSR560-56D	PSR360-56A	720 W	15.4W (802.3af): 24 30W (802.3at): 24	720 W	15.4W (802.3af): 45 30W (802.3at): 24
PSR720-56A	PSR360-56A	810 W	15.4W (802.3af): 24 30W (802.3at): 24	810 W	15.4W (802.3af): 48 30W (802.3at): 27
PSR560-56D	PSR560-56D	810 W	15.4W (802.3af): 24 30W (802.3at): 24	810 W	15.4W (802.3af): 48 30W (802.3at): 27
PSR1110-56A	/	810 W	15.4W (802.3af): 24 30W (802.3at): 24	810 W	15.4W (802.3af): 48 30W (802.3at): 27
PSR720-56A	PSR560-56D	810 W	15.4W (802.3af): 24 30W (802.3at): 24	1200 W	15.4W (802.3af): 48 30W (802.3at): 40
PSR720-56A	PSR720-56A	810 W	15.4W (802.3af): 24 30W (802.3at): 24	1200 W	15.4W (802.3af): 48 30W (802.3at): 40
PSR1110-56A	PSR360-56A	810 W	15.4W (802.3af): 24 30W (802.3at): 24	1200 W	15.4W (802.3af): 48 30W (802.3at): 40
PSR1110-56A	PSR560-56D	810 W	15.4W (802.3af): 24 30W (802.3at): 24	1440 W	15.4W (802.3af): 48 30W (802.3at): 48
PSR1110-56A	PSR720-56A	810 W	15.4W (802.3af): 24 30W (802.3at): 24	1560 W	15.4W (802.3af): 48 30W (802.3at): 48
PSR1110-56A	PSR1110-56A	810 W	15.4W (802.3af): 24 30W (802.3at): 24	1680 W	15.4W (802.3af): 48 30W (802.3at): 48

## Standards And Protocols Compliance

Organization	Standards And Protocols
IEEE	802.1x Port based network access control protocol
	802.1ab Link Layer Discovery Protocol
	802.1ak MVRP and MRP
	802.1ax Link Aggregation
	802.1d Media Access Control Bridges
	802.1p Priority
	802.1q VLANs
	802.1s Multiple Spanning Trees
	802.1ag Connectivity Fault Management
	802.1v VLAN classification by Protocol and Port
	802.1w Rapid Reconfiguration of Spanning Tree
	802.3ad Link Aggregation Control Protocol
	802.3af Power over Ethernet
	802.3at Power over Ethernet
	802.3az Energy Efficient Ethernet
	802.3ah Ethernet in the First Mile
	802.3x Full Duplex and flow control
	802.3u 100BASE-T
	802.3ab 1000BASE-T
	802.3z 1000BASE-X
	802.3ae 10-Gigabit Ethernet
	802.3an 10-Gigabit Base-T Ethernet
	802.3by 25G Ethernet
IETF	RFC 768 User Datagram Protocol
	RFC 791 Internet Protocol (IP)
	RFC 792 Internet Control Message Protocol (ICMP)
	RFC 793 Transmission Control Protocol (TCP)
	RFC 813 Window and Acknowledgement Strategy in TCP

Organization	Standards And Protocols
	RFC 815 IP datagram reassembly algorithms
	RFC 8201 Path MTU Discovery for IP version 6
	RFC 826 Address Resolution Protocol (ARP)
	RFC 879 TCP maximum segment size and related topics
	RFC 896 Congestion control in IP/TCP internetworks
	RFC 917 Internet subnets
	RFC 919 Broadcasting Internet Datagrams
	RFC 922 Broadcasting Internet Datagrams in the Presence of Subnets (IP_BROAD)
	RFC 951 BOOTP
	RFC 1027 Proxy ARP
	RFC 1757 Remote Network Monitoring Management Information Base
	RFC 1122 Requirements for Internet Hosts - Communications Layers
	RFC 1215 Convention for defining traps for use with the SNMP
	RFC 1256 ICMP Router Discovery Messages
	RFC 1350 TFTP Protocol (revision 2)
	RFC 1393 Traceroute Using an IP Option
	RFC 1403 BGP OSPF Interaction
	RFC 1519 Classless Inter-Domain Routing (CIDR)
	RFC 1542 BOOTP Extensions
	RFC 1583 OSPF Version 2
	RFC 1591 Domain Name System Structure and Delegation
	RFC 1657 Definitions of Managed Objects for BGP-4 using SMIv2
	RFC 1772 Application of the Border Gateway Protocol in the Internet
	RFC 1812 Requirements for IP Version 4 Router
	RFC 1918 Address Allocation for Private Internet
	RFC 1997 BGP Communities Attribute
	RFC 1998 An Application of the BGP Community Attribute in Multi-home Routing
	RFC 2131 Dynamic Host Configuration Protocol (DHCP)
	RFC 2132 DHCP Options and BOOTP Vendor Extensions
	RFC 2236 Internet Group Management Protocol, Version 2 (IGMPv2)



Organization	Standards And Protocols
	RFC 2273 SNMPv3 Applications
	RFC 2328 OSPF Version 2
	RFC 2375 IPv6 Multicast Address Assignments
	RFC 2385 Protection of BGP Sessions via the TCP MD5 Signature Option
	RFC 2401 Security Architecture for the Internet Protocol
	RFC 2402 IP Authentication Header
	RFC 2439 BGP Route Flap Damping
	RFC 2460 Internet Protocol, Version 6 (IPv6) Specification
	RFC 2464 Transmission of IPv6 over Ethernet Networks
	RFC 2545 Use of BGP-4 Multiprotocol Extensions for IPv6 Inter-Domain Routing
	RFC 2576 (Coexistence between SNMP V1, V2, V3)
	RFC 2579 Textual Conventions for SMIv2
	RFC 2580 Conformance Statements for SMIv2
	RFC 2710 Multicast Listener Discovery (MLD) for IPv6
	RFC 2711 IPv6 Router Alert Option
	RFC 2787 Definitions of Managed Objects for the Virtual Router Redundancy Protocol
	RFC 2918 Route Refresh Capability for BGP-4
	RFC 2925 Definitions of Managed Objects for Remote Ping, Traceroute, and Lookup Operations
	RFC 2934 Protocol Independent Multicast MIB for IPv4
	RFC 3101 OSPF Not-so-stubby-area option
	RFC 3019 MLDv1 MIB
	RFC 3046 DHCP Relay Agent Information Option
	RFC 3056 Connection of IPv6 Domains via IPv4 Clouds
	RFC 3065 Autonomous System Confederation for BGP
	RFC 3137 OSPF Stub Router Advertisement sFlow
	RFC 3376 IGMPv3
	RFC 3416 (SNMP Protocol Operations v2)
	RFC 3417 (SNMP Transport Mappings)
	RFC 3418 Management Information Base (MIB) for the Simple Network Management Protocol (SNMP)

Organization	Standards And Protocols
	RFC 3484 Default Address Selection for IPv6
	RFC 3509 Alternative Implementations of OSPF Area Border Routers
	RFC 3580 IEEE 802.1X Remote Authentication Dial In User Service (RADIUS) Usage Guidelines
	RFC 3623 Graceful OSPF Restart
	RFC 3768 Virtual Router Redundancy Protocol (VRRP)
	RFC 3810 Multicast Listener Discovery Version 2 (MLDv2) for IPv6
	RFC 3973 PIM Dense Mode
	RFC 4022 MIB for TCP
	RFC 4113 MIB for UDP
	RFC 4213 Basic Transition Mechanisms for IPv6 Hosts and Routers
	RFC 4251 The Secure Shell (SSH) Protocol
	RFC 4252 SSHv6 Authentication
	RFC 4253 SSHv6 Transport Layer
	RFC 4254 SSHv6 Connection
	RFC 4271 A Border Gateway Protocol 4 (BGP-4)
	RFC 4273 Definitions of Managed Objects for BGP-4
	RFC 4291 IP Version 6 Addressing Architecture
	RFC 4292 IP Forwarding Table MIB
	RFC 4293 Management Information Base for the Internet Protocol (IP)
	RFC 4360 BGP Extended Communities Attribute
	RFC 4419 Key Exchange for SSH
	RFC 4443 ICMPv6
	RFC 4456 BGP Route Reflection: An Alternative to Full Mesh Internal BGP (IBGP)
	RFC 4486 Subcodes for BGP Cease Notification Message
	RFC 4541 IGMP & MLD Snooping Switch
	RFC 4552 Authentication/Confidentiality for OSPFv3
	RFC 4601 PIM Sparse Mode
	RFC 4607 Source-Specific Multicast for IP
	RFC 4724 Graceful Restart Mechanism for BGP
	RFC 4750 OSPFv2 MIB partial support no SetMIB

Organization	Standards And Protocols
	RFC 4760 Multiprotocol Extensions for BGP-4
	RFC 4861 IPv6 Neighbor Discovery
	RFC 4862 IPv6 Stateless Address Auto-configuration
	RFC 4940 IANA Considerations for OSPF
	RFC 5059 Bootstrap Router (BSR) Mechanism for PIM, PIM WG
	RFC 5065 Autonomous System Confederation for BGP
	RFC 5095 Deprecation of Type 0 Routing Headers in IPv6
	RFC 5187 OSPFv3 Graceful Restart
	RFC 5340 OSPFv3 for IPv6
	RFC 5424 Syslog Protocol
	RFC 5492 Capabilities Advertisement with BGP-4
	RFC 5519 Multicast Group Membership Discovery MIB (MLDv2 only)
	RFC 5798 VRRP (exclude Accept Mode and sub-sec timer)
	RFC 5880 Bidirectional Forwarding Detection
	RFC 5905 Network Time Protocol Version 4: Protocol and Algorithms Specification
	RFC 6620 FCFS SAVI
	RFC 6987 OSPF Stub Router Advertisement
	RFC6020 YANG - A Data Modeling Language for the Network Configuration Protocol (NETCONF)
	RFC7348 Virtual eXtensible Local Area Network (VXLAN): A Framework for Overlaying Virtualized Layer 2 Networks over Layer 3 Networks
	RFC7432 BGP MPLS-Based Ethernet VPN
	RFC4664 Framework for Layer 2 Virtual Private Networks (L2VPNs)
	RFC4665 Service Requirements for Layer 2 Provider Provisioned Virtual Private Networks
	RFC4761 Virtual Private LAN Service (VPLS) Using BGP for Auto-Discovery and Signaling
	RFC4762 Virtual Private LAN Service (VPLS) Using Label Distribution Protocol (LDP) Signaling
	RFC5120 M-ISIS: Multi Topology (MT) Routing in Intermediate System to Intermediate Systems (IS-ISs)
	RFC5280 Internet X.509 Public Key Infrastructure Certificate and Certificate Revocation List (CRL) Profile
	RFC5308 Routing IPv6 with IS-IS
	RFC5381 Experience of Implementing NETCONF over SOAP

Organization	Standards And Protocols
	RFC5415 Control and Provisioning of Wireless Access Points (CAPWAP) Protocol Specification
ITU	ITU-T Y.1731
	ITU-T Rec G.8032/Y.1344 Mar. 2010

## Ordering Information

Product ID	Product Description
LS-5560X-30C-EI-GL	H3C S5560X-30C-EI L3 Ethernet Switch(24GE(8SFP Combo)+4SFP Plus+1Slot),No Power
LS-5560X-54C-EI-GL	H3C S5560X-54C-EI L3 Ethernet Switch with 48*10/100/1000BASE-T Ports,4*10G/1G BASE-X SFP+ Ports and 1*Slot, No Power
LS-5560X-30C-PWR-EI-GL	H3C S5560X-30C-PWR-EI L3 Ethernet Switch with 24*10/100/1000BASE-T Ports,4*10G/1G BASE-X SFP+ Ports and 1*Slot, PoE, No Power
LS-5560X-54C-PWR-EI-GL	H3C S5560X-54C-PWR-EI L3 Ethernet Switch with 48*10/100/1000BASE-T Ports,4*10G/1G BASE-X SFP+ Ports and 1*Slot, PoE, No Power
LS-5560X-30F-EI-GL	H3C S5560X-30F-EI L3 Ethernet Switch (24SFP(8GE Combo)+4SFP Plus+1Slot),No Power
LS-5560X-30F-EIF-GL	H3C S5560X-30F-EIF L3 Ethernet Switch (24SFP+4SFP Plus+2QSFP Plus)-(AC/DC)
LS-5560X-54F-EI-GL	H3C S5560X-54F-EI L3 Ethernet Switch with 48*100/1000 Base-X SFP Ports,4*10G/1G BASE-X SFP+ Ports and 1*Slot, No Power
LS-5560X-34S-EI-GL	H3C S5560X-34S-EI L3 Ethernet Switch(28GE(4SFP Combo)+4SFP Plus+2QSFP Plus),(AC/DC)
LS-5560X-54S-EI-GL	H3C S5560X-54S-EI L3 Ethernet Switch with 48*10/100/1000BASE-T Ports,4*10G/1G BASE-X SFP+ Ports and 2*40G QSFP+ Ports, (AC/DC)
<b>Fan</b>	
LSPM1FANSA	Ethernet Switch Fan Module (Power to Port Airflow) For S5560
LSPM1FANSB	Ethernet Switch Fan Module (Port to Power Airflow) For S5560
<b>Power supply</b>	
PSR150-A1-GL	150W Asset-manageable AC Power Module
PSR150-D1-GL	150W Asset-manageable DC Power Module
LS5M1560DC	560W DC Pluggable Power Module
PSR360-56A-GL	360W PoE AC Power Supply Module
PSR720-56A-GL	720W PoE AC Power Supply Module
PSR1110-56A-GL	1110W PoE AC Power Supply Module
<b>Modules</b>	
LSWM2QP2P	2-Port 40G QSFP Plus Interface Card

LSWM2SP2PB	2-Port 10G SFP Plus Ethernet Optical Interface Module
LSWM2SP2PM	2-Port 10G SFP Plus Interface Card with MACSec
LSWM4SP8PM	8-Port 10G SFP Plus with MACSec Interface Module
LSPM4G4T6P	4-Port 10/100/1000BASE-T Ethernet,6-Port SFP(2-Port Combo) Interface Module
LSWM2MGT8P	8-Port 1/2.5/5G BASE-T Ethernet Copper Interface Module
LSWM2XMGT8P	8-Port 1/2.5/5/10G BASE-T Ethernet Copper Interface Module
LSWM2ZSP2P	2-Port 25G SFP28 Ethernet Optical Interface Module
LSWM2SP4PB	4-Port 10G SFP Plus Ethernet Optical Interface Module
<b>Wireless license</b>	
LIS-WX-128-BE	Enhanced Access Controller License,128 APs
LIS-WX-64-BE	Enhanced Access Controller License,64 APs
LIS-WX-32-BE	Enhanced Access Controller License,32 APs
LIS-WX-16-BE	Enhanced Access Controller License,16 APs
LIS-WX-8-BE	Enhanced Access Controller License,8 APs
LIS-WX-4-BE	Enhanced Access Controller License,4 APs
LIS-WX-1-BE	Enhanced Access Controller License,1 AP
<b>Transceivers</b>	
SFP-GE-SX-MM850-A	1000BASE-SX SFP Transceiver, Multi-Mode (850nm, 550m, LC)
SFP-GE-LX-SM1310-A	1000BASE-LX SFP Transceiver, Single Mode (1310nm, 10km, LC)
SFP-GE-LH40-SM1310	1000BASE-LH40 SFP Transceiver, Single Mode (1310nm, 40km, LC)
SFP-GE-LH40-SM1550	1000BASE-LH40 SFP Transceiver, Single Mode (1550nm, 40km, LC)
SFP-GE-LH80-SM1550	1000BASE-LH80 SFP Transceiver, Single Mode (1550nm, 80km, LC)
SFP-GE-LH100-SM1550	1000BASE-LH100 SFP Transceiver, Single Mode (1550nm, 100km, LC)
SFP-GE-LX-SM1310-BIDI	1000BASE-LX BIDI SFP Transceiver, Single Mode (TX1310/RX1490, 10km, LC)
SFP-GE-LX-SM1490-BIDI	1000BASE-LX BIDI SFP Transceiver, Single Mode (TX1490/RX1310, 10km, LC)

SFP-GE-T	1000BASE-T SFP
SFP-XG-LH40-SM1550	SFP+ Module (1550nm,40km, LC)
SFP-XG-LX-SM1310-E	SFP+ Module (1310nm,10km, LC)
SFP-XG-SX-MM850-E	SFP+ Module (850nm,300m, LC)
SFP-25G-SR-MM850	25G SFP28 Optical Transceiver Module (850nm,100m, SR, MM, LC)
QSFP-40G-LR4-WDM1300	40GBASE-LR4 QSFP+ Optical Transceiver Module
QSFP-40G-CSR4-MM850	QSFP+ 40GBASE Optical Transceiver Module (850nm,300m, CSR4, Support 40G to 4*10G)
QSFP-40G-SR4-MM850	QSFP+ 40GBASE Optical Transceiver Module (850nm,100m, SR4, Support 40G to 4*10G)
<b>Cables</b>	
CAB-CON-1.8m	Single Cable, Console Serial Port Cable,1.8m, D9F,28UL20276(4P) (P296U), MPH-8P8C
LSWM1STK	SFP+ Cable 0.65m
LSWM2STK	SFP+ Cable 1.2m
LSWM3STK	SFP+ Cable 3m
LSTM1STK	SFP+ Cable 5m
SFP-25G-D-CAB-1M	25G SFP28 to 25G SFP28 1m Passive Cable
SFP-25G-D-CAB-3M	25G SFP28 to 25G SFP28 3m Passive Cable
SFP-25G-D-CAB-5M	25G SFP28 to 25G SFP28 5m Passive Cable
LSWM1QSTK0	40G QSFP+ Cable 1m
LSWM1QSTK1	40G QSFP+ Cable 3m
LSWM1QSTK2	40G QSFP+ Cable 5m
LSWM1QSTK3	40G QSFP+ to 4x10G SFP+ Cable 1m
LSWM1QSTK4	40G QSFP+ to 4x10G SFP+ Cable 3m
LSWM1QSTK5	40G QSFP+ to 4x10G SFP+ Cable 5m
OP-MPO8-8LC-10-M	Fiber Connector, MPO(8 core)/PC,8LC/PC(0.5m), Multimode(OM3),3.0mm,10.0m
OP-MPO8-MPO8-10-M	Fiber connector, MPO (8 core)/PC, MPO(8 core)/PC, Multimode(OM3),3.0mm,10.0m
OP-MPO8-MPO8-50-	Fiber connector, MPO(8 core)/PC, MPO(8 core)/PC, Multimode(OM3),3.0mm,50.0m



M	
OP-MPO8-MPO8-100-M	Fiber connector, MPO(8 core)/PC, MPO(8 core)/PC, Multimode(OM3),3.0mm,100.0m
OP-MPO8-MPO8-200-M	Fiber connector, MPO(8 core)/PC, MPO(8 core)/PC, Multimode(OM3),3.0mm,200.0m



The Leader in Digital Solutions

## New H3C Technologies Co., Limited

Beijing Headquarters

Tower 1, LSH Center, 8 Guangshun South Street, Chaoyang District, Beijing, China

Zip: 100102

Hangzhou Headquarters

No.466 Changhe Road, Binjiang District, Hangzhou, Zhejiang, China

Zip: 310052

Tel: +86-571-86760000

Copyright ©2022 New H3C Technologies Co., Limited Reserves all rights

Disclaimer: Though H3C strives to provide accurate information in this document, we cannot guarantee that details do not contain any technical error or printing error. Therefore, H3C cannot accept responsibility for any inaccuracy in this document.

H3C reserves the right for the modification of the contents herein without prior notification

<http://www.h3c.com>